

Market Report Structured Products

Monthly report

January 2009

Swiss Structured Products Association SSPA



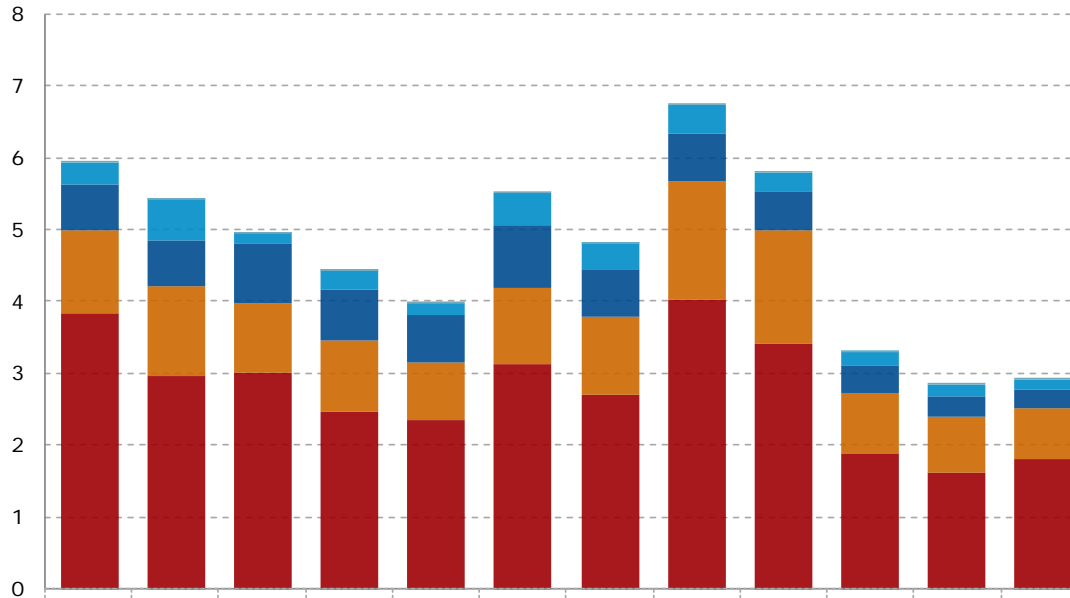
Contents

1. Structured products at the Scoach exchange	
1.1 Turnover in the last 12 months.....	3
1.2 Number of listed products in the last 12 months.....	4
1.3 New issues in the last 12 months.....	5
1.4 Market shares of the five largest issuers.....	6
2. Securities held in banks' client deposits	
2.1 Structured products since 2005.....	7
3. Appendix	
3.1 Abbreviations.....	8
3.2 Issued by.....	8
3.3 Data sources.....	8
3.4 Disclaimer.....	8

1. Structured products at the Scoach exchange

1.1 Turnover in the last 12 months

Figures in CHF bn

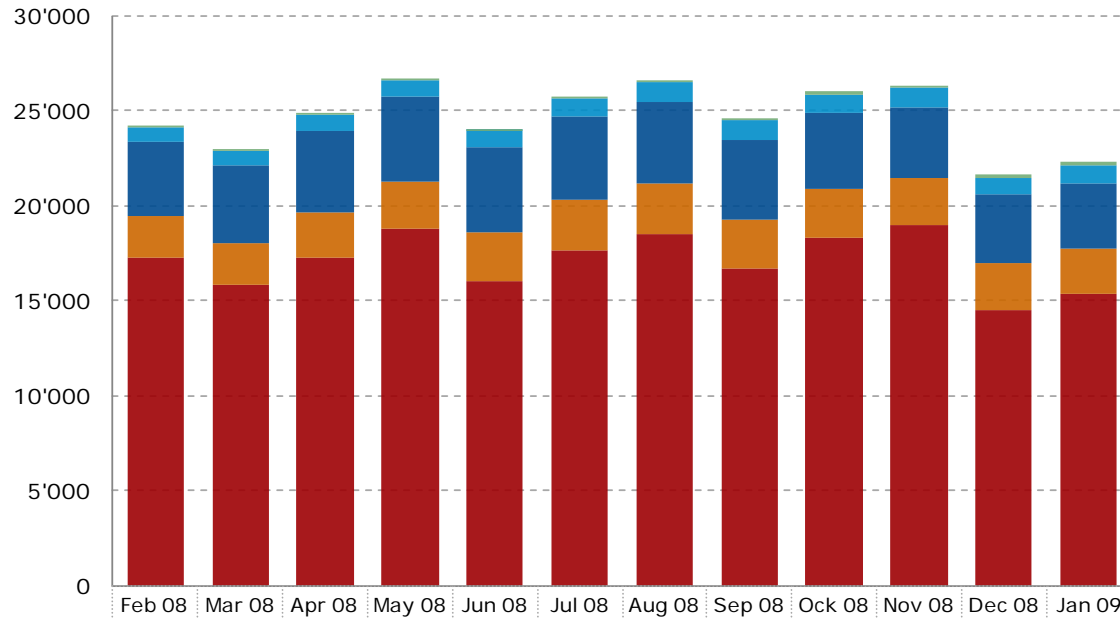


	Feb 08	Mar 08	Apr 08	May 08	Jun 08	Jul 08	Aug 08	Sep 08	Oct 08	Nov 08	Dec 08	Jan 09
Various	0.01	0.01	0.01	0.00	0.01	0.02	0.00	0.01	0.01	0.02	0.03	0.01
Capital Protection	0.31	0.59	0.16	0.27	0.18	0.45	0.38	0.40	0.27	0.21	0.15	0.16
Yield Enhancement	0.65	0.62	0.83	0.71	0.65	0.88	0.64	0.66	0.55	0.37	0.29	0.25
Participation	1.14	1.25	0.96	1.01	0.82	1.06	1.09	1.66	1.57	0.85	0.77	0.71
Leverage	3.85	2.98	3.03	2.47	2.35	3.14	2.72	4.03	3.42	1.88	1.64	1.82

Source: SIX Swiss Exchange, Derivative Partners Research AG

1. Structured products at the Scoach exchange

1.2 Number of listed products in the last 12 months

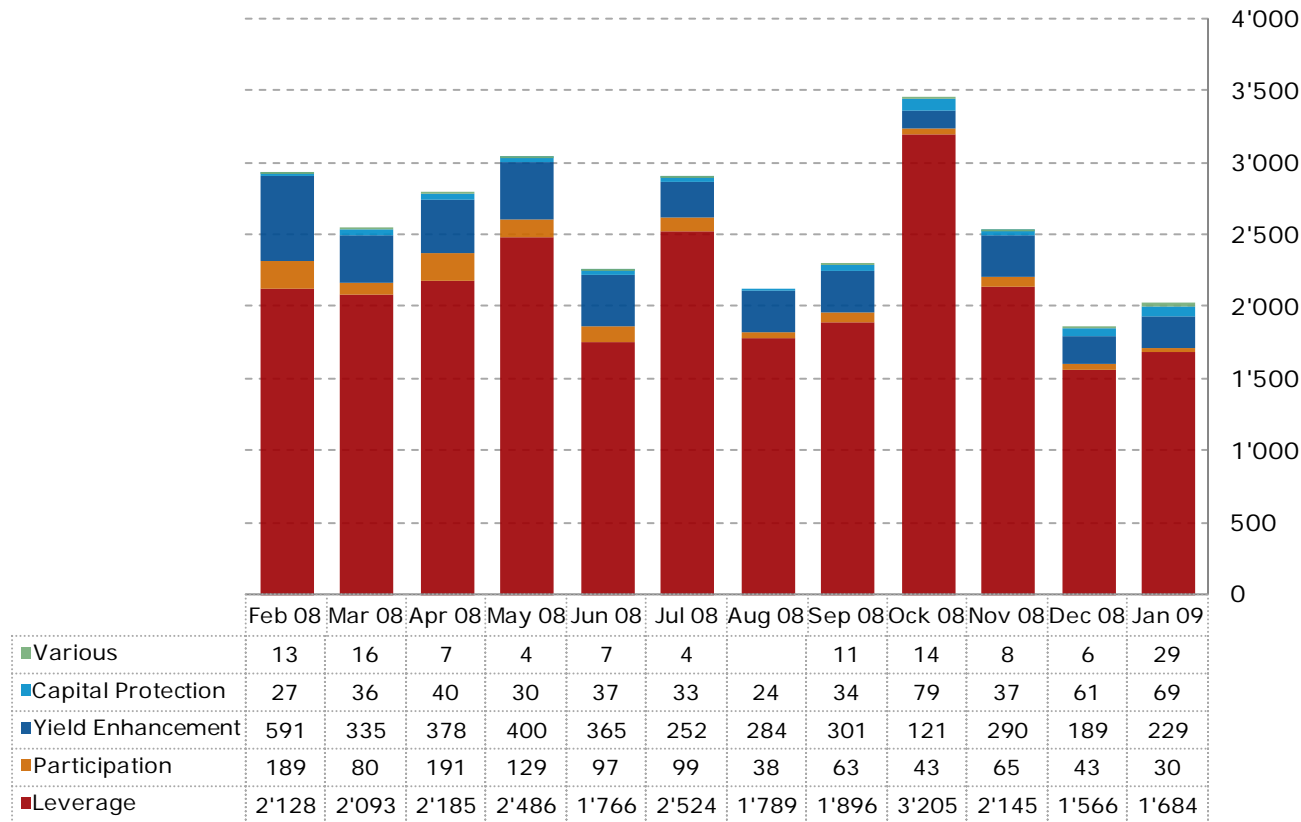


	Feb 08	Mar 08	Apr 08	May 08	Jun 08	Jul 08	Aug 08	Sep 08	Ock 08	Nov 08	Dec 08	Jan 09
Various	75	74	78	80	83	80	79	92	189	125	142	205
Capital Protection	752	776	830	890	950	985	1'016	1'032	1'040	1'014	943	921
Yield Enhancement	3'953	4'065	4'282	4'450	4'457	4'411	4'334	4'216	3'960	3'766	3'615	3'446
Participation	2'168	2'221	2'399	2'506	2'587	2'644	2'621	2'602	2'524	2'474	2'400	2'372
Leverage	17'338	15'869	17'337	18'829	16'065	17'711	18'581	16'741	18'428	19'044	14'608	15'430

Source: SIX Swiss Exchange, Derivative Partners Research AG

1. Structured products at the Scoach exchange

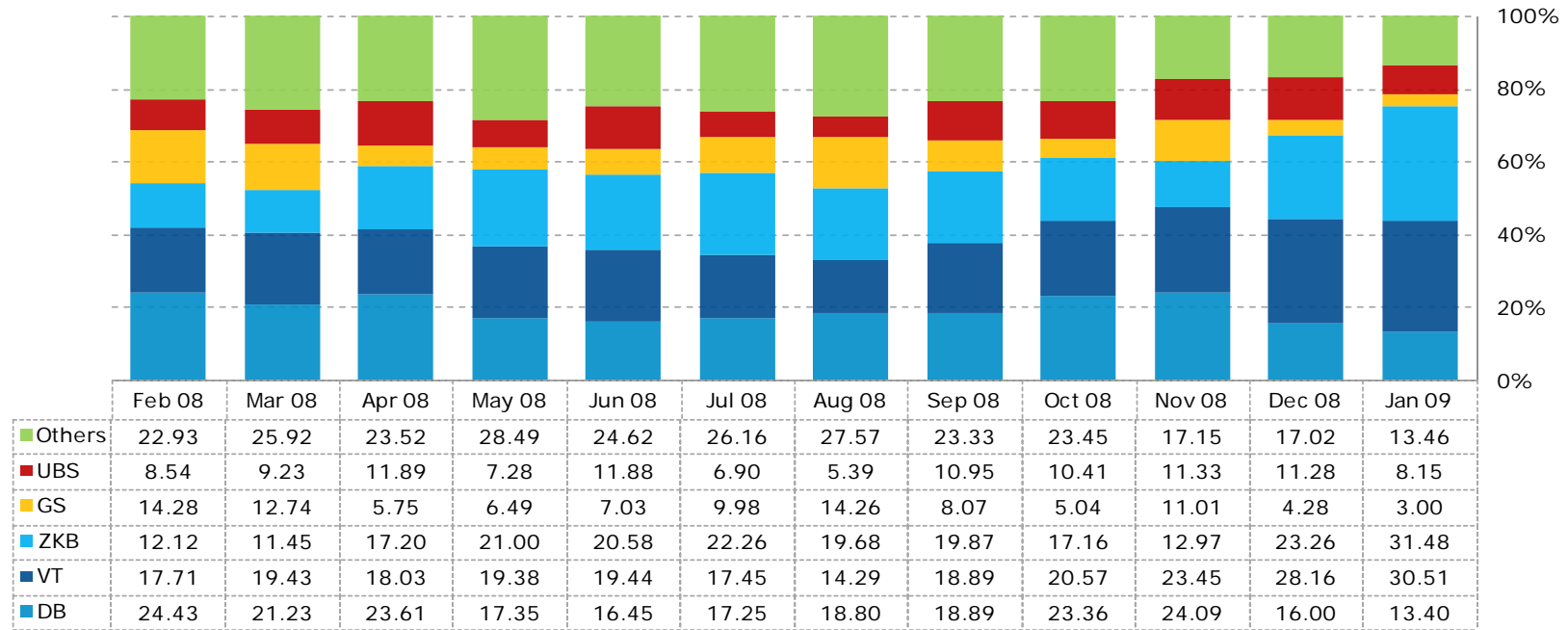
1.3 New issues in the last 12 months



Source: SIX Swiss Exchange, Derivative Partners Research AG

1. Structured products at the Scoach exchange

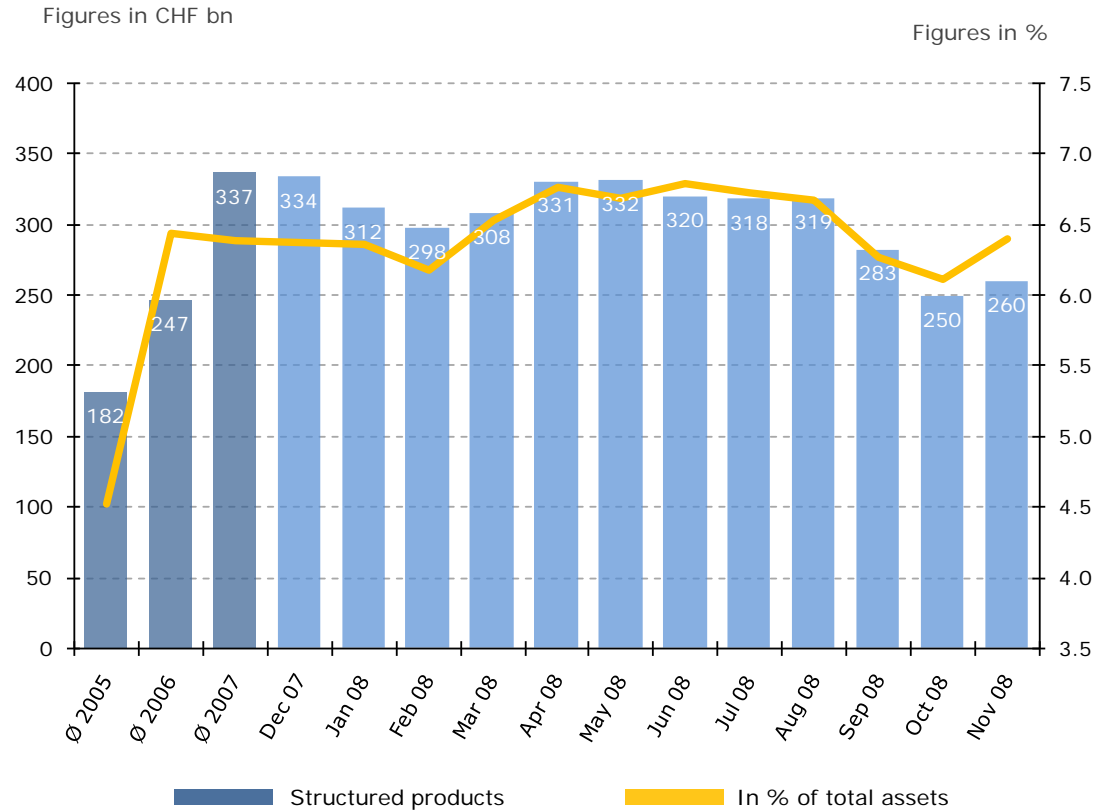
1.4 Market shares (turnover) of the five largest issuers



Source: SIX Swiss Exchange, Derivative Partners Research AG

2. Securities held in bank's client deposits

2.1 Structured products since 2005



Source: SNB Monthly Statistical Bulletin, latest available figures

3. Appendix

3.1 Abbreviations

Leverage Products.....	Leverage
Capital ProtectionProducts.....	Capital Protection
Participation Products.....	Participation
Yield Enhancement Products.....	Yield Enhancement
Other Products.....	Various
Billion.....	bn

3.2 Issued by

Swiss Structured Products Association SSPA

Splügenstrasse 10, CH-8002 Zurich, Switzerland
 www.sspa-association.ch
 Contact: peter.keller@svsp-verband.ch
 Published monthly and quarterly in more detail

3.3 Data sources

Swiss National Bank: Monthly Statistical Bulletin
 SIX Swiss Exchange
 Derivative Partners Research AG
 In-house surveys

Key date is 30 January 2009

3.4 Disclaimer

We cannot guarantee the accuracy of this document, see <http://www.svsp-verband.ch/home/disclaimer.aspx?lang=en>.
 We hereby authorize reprints of and quotes with attributions from this document.