

# Market Report Structured Products

## Monthly report

May 2009

### Swiss Structured Products Association SSPA

---



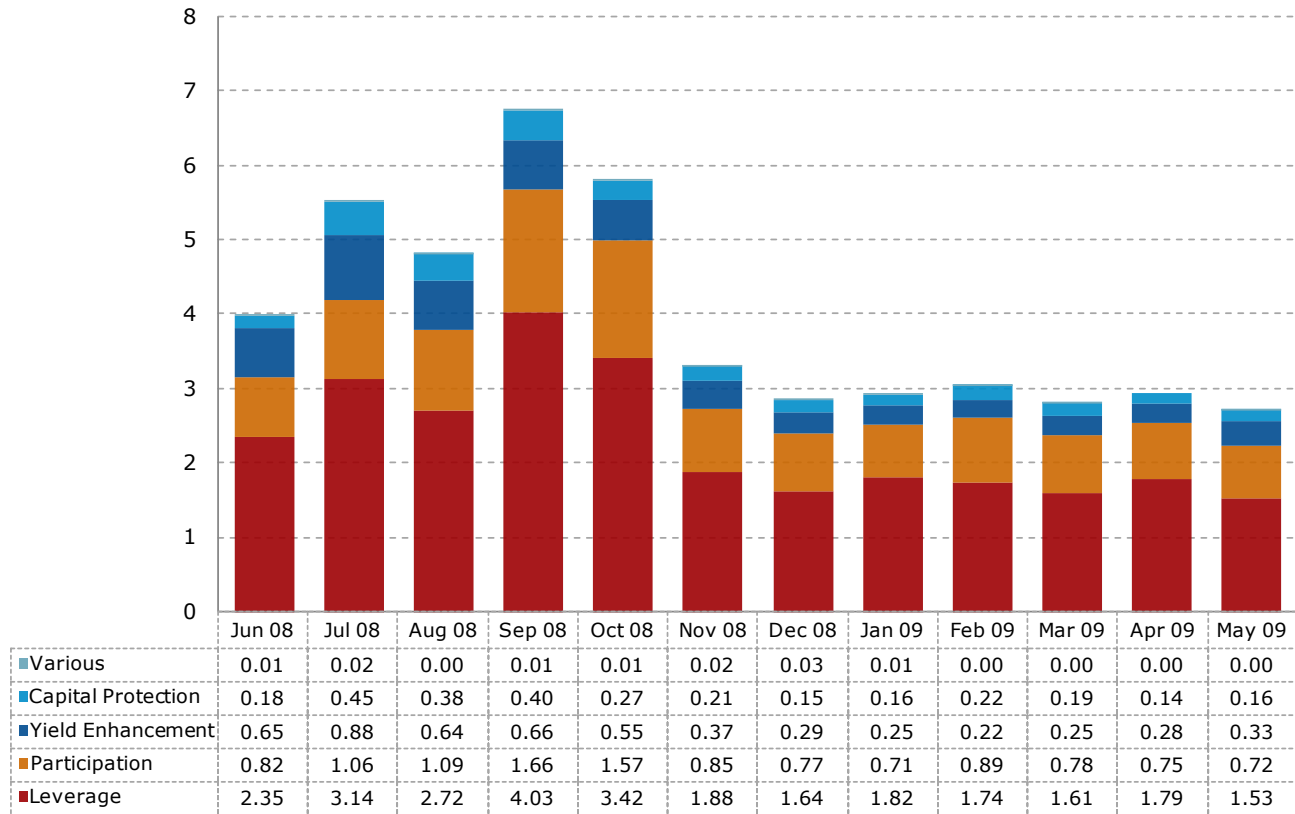
## Contents

<b>1. Structured products at the Scoach exchange</b>	
1.1 Turnover in the last 12 months.....	3
1.2 Number of listed products in the last 12 months.....	4
1.3 New issues in the last 12 months.....	5
1.4 Market shares of the five largest issuers.....	6
<b>2. Securities held in banks' client deposits</b>	
2.1 Structured products since 2005.....	7
<b>3. Appendix</b>	
3.1 Abbreviations.....	8
3.2 Issued by.....	8
3.3 Data sources.....	8
3.4 Disclaimer.....	8

# 1. Structured products at the Scoach exchange

## 1.1 Turnover in the last 12 months

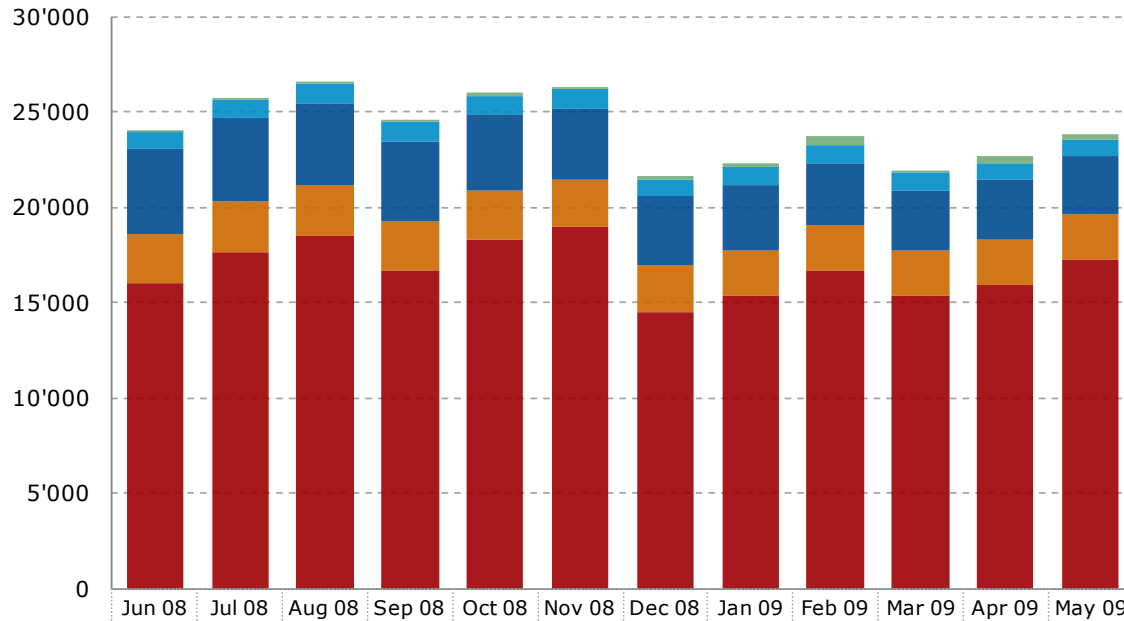
Figures in CHF bn



Source: SIX Swiss Exchange, Derivative Partners Research AG

# 1. Structured products at the Scoach exchange

## 1.2 Number of listed products in the last 12 months

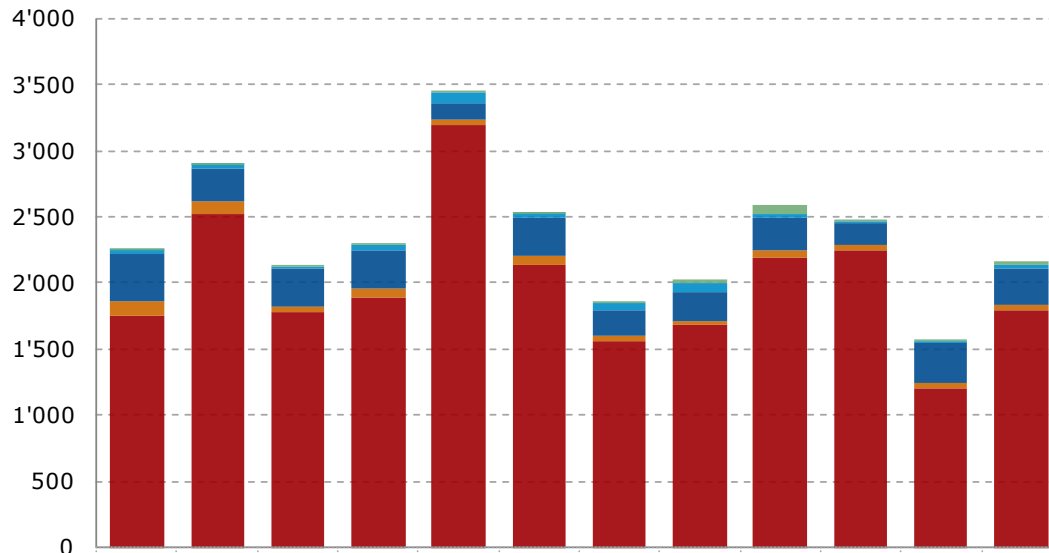


	Jun 08	Jul 08	Aug 08	Sep 08	Oct 08	Nov 08	Dec 08	Jan 09	Feb 09	Mar 09	Apr 09	May 09
Various	83	80	79	92	189	125	142	205	523	122	361	259
Capital Protection	950	985	1'016	1'032	1'040	1'014	943	921	928	933	915	922
Yield Enhancement	4'457	4'411	4'334	4'216	3'960	3'766	3'615	3'446	3'252	3'156	3'116	3'059
Participation	2'587	2'644	2'621	2'602	2'524	2'474	2'400	2'372	2'376	2'381	2'392	2'357
Leverage	16'065	17'711	18'581	16'741	18'428	19'044	14'608	15'430	16'749	15'391	15'981	17'310

Source: SIX Swiss Exchange, Derivative Partners Research AG

# 1. Structured products at the Scoach exchange

## 1.3 New issues in the last 12 months



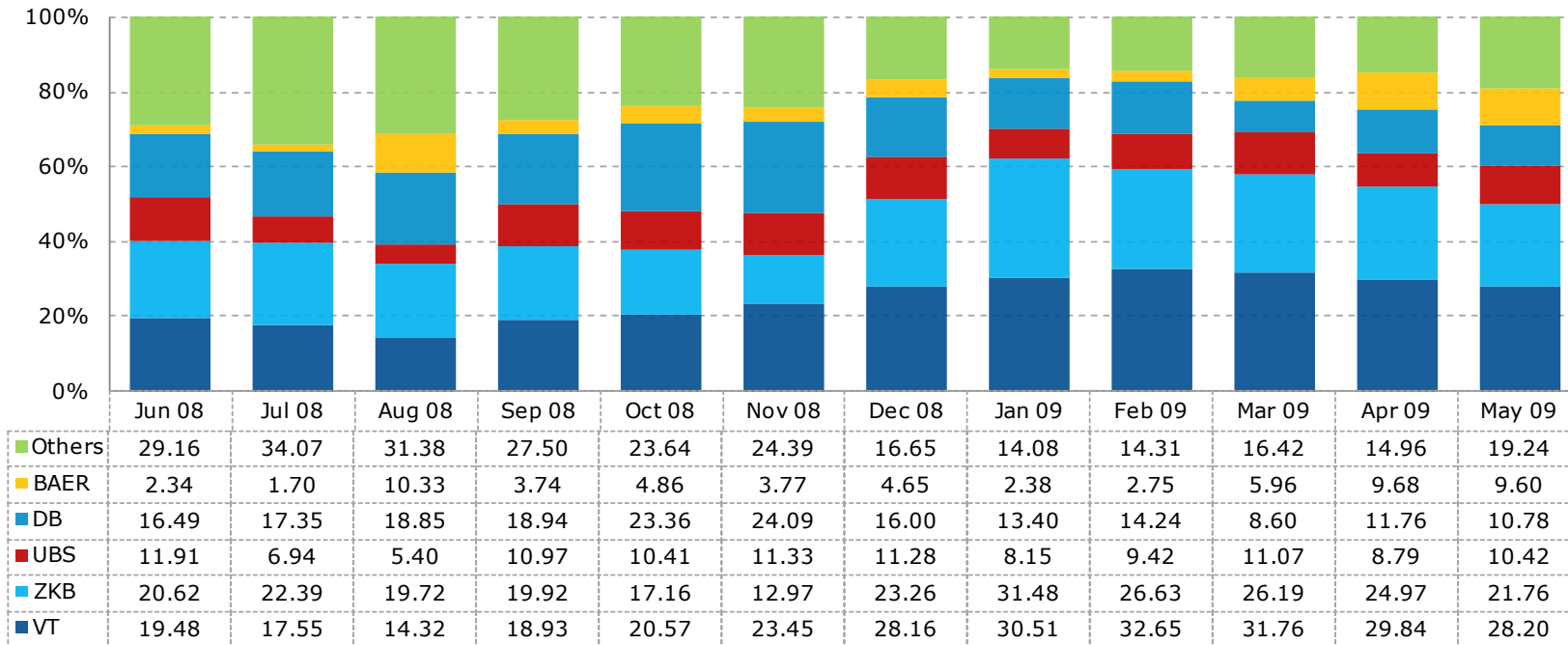
	Jun 08	Jul 08	Aug 08	Sep 08	Oct 08	Nov 08	Dec 08	Jan 09	Feb 09	Mar 09	Apr 09	May 09
■ Various	7	4	11	11	14	8	6	29	77	11	13	27
■ Capital Protection	37	33	24	34	79	37	61	69	15	14	8	21
■ Yield Enhancement	365	252	284	301	121	290	189	229	252	172	299	275
■ Participation	97	99	38	63	43	65	43	30	50	29	40	38
■ Leverage	1'766	2'524	1'789	1'896	3'205	2'145	1'566	1'684	2'206	2'260	1'214	1'804

Source: SIX Swiss Exchange, Derivative Partners Research AG

# 1. Structured products at the Scoach exchange

## 1.4 Market shares (turnover) of the five largest issuers

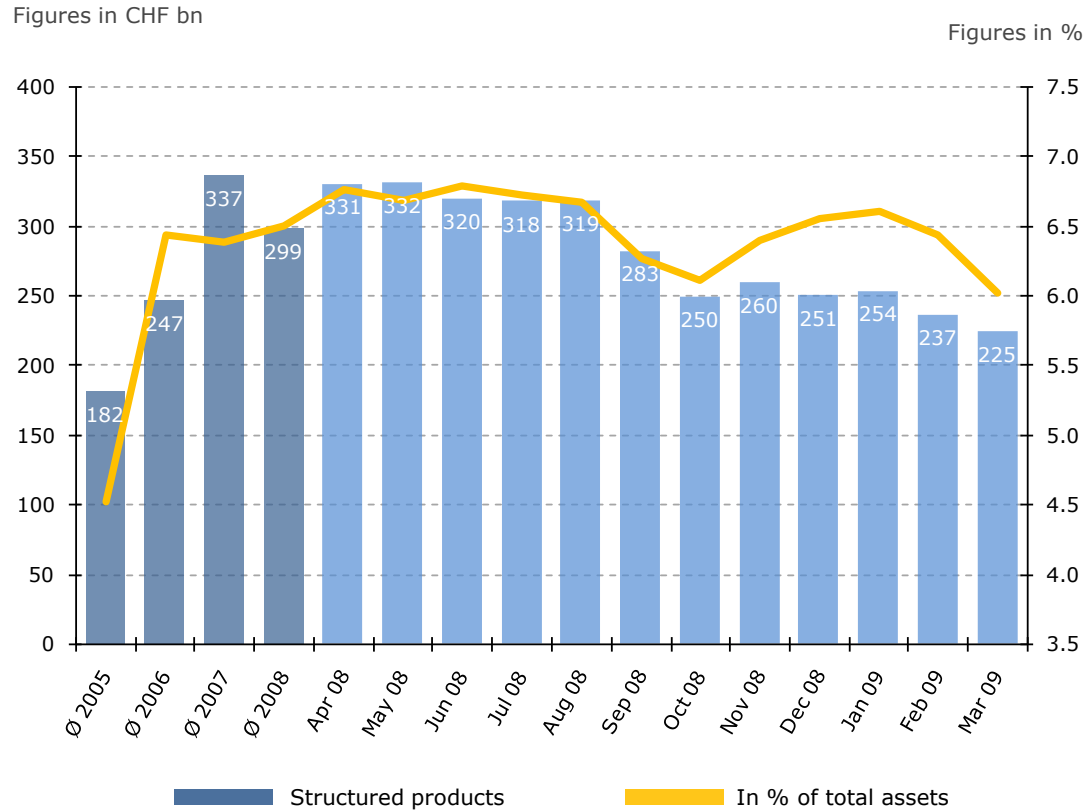
Figures in %



Source: SIX Swiss Exchange, Derivative Partners Research AG

## 2. Securities held in bank's client deposits

### 2.1 Structured products since 2005



Source: SNB Monthly Statistical Bulletin, latest available figures

## 3. Appendix

### 3.1 Abbreviations

Leverage Products.....	Leverage
Capital ProtectionProducts.....	Capital Protection
Participation Products.....	Participation
Yield Enhancement Products.....	Yield Enhancement
Other Products.....	Various
Billion.....	bn

### 3.2 Issued by

#### Swiss Structured Products Association SSPA

Splügenstrasse 10, CH-8002 Zurich, Switzerland  
 www.sspa-association.ch  
 Contact: peter.keller@svsp-verband.ch  
 Published monthly and quarterly in more detail

### 3.3 Data sources

Swiss National Bank: Monthly Statistical Bulletin  
 SIX Swiss Exchange  
 Derivative Partners Research AG  
 In-house surveys

Key date is 29<sup>th</sup> May 2009

### 3.4 Disclaimer

We cannot guarantee the accuracy of this document, see <http://www.svsp-verband.ch/home/disclaimer.aspx?lang=en>.  
 We hereby authorize reprints of and quotes with attributions from this document.