

Market Report Structured Products

Monthly report

July 2009

Swiss Structured Products Association SSPA



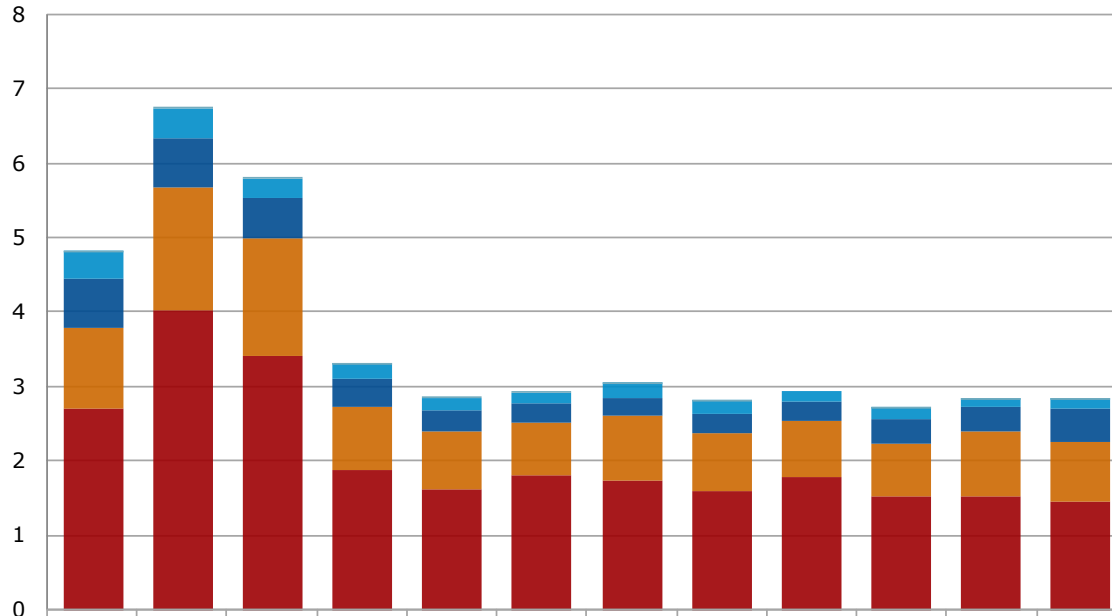
Contents

1. Structured products at the Scoach exchange	
1.1 Turnover in the last 12 months.....	3
1.2 Number of listed products in the last 12 months.....	4
1.3 New issues in the last 12 months.....	5
1.4 Market shares of the five largest issuers.....	6
2. Securities held in banks' client deposits	
2.1 Structured products since 2005.....	7
3. Appendix	
3.1 Abbreviations.....	8
3.2 Issued by.....	8
3.3 Data sources.....	8
3.4 Disclaimer.....	8

1. Structured products at the Scoach exchange

1.1 Turnover in the last 12 months

Figures in CHF bn

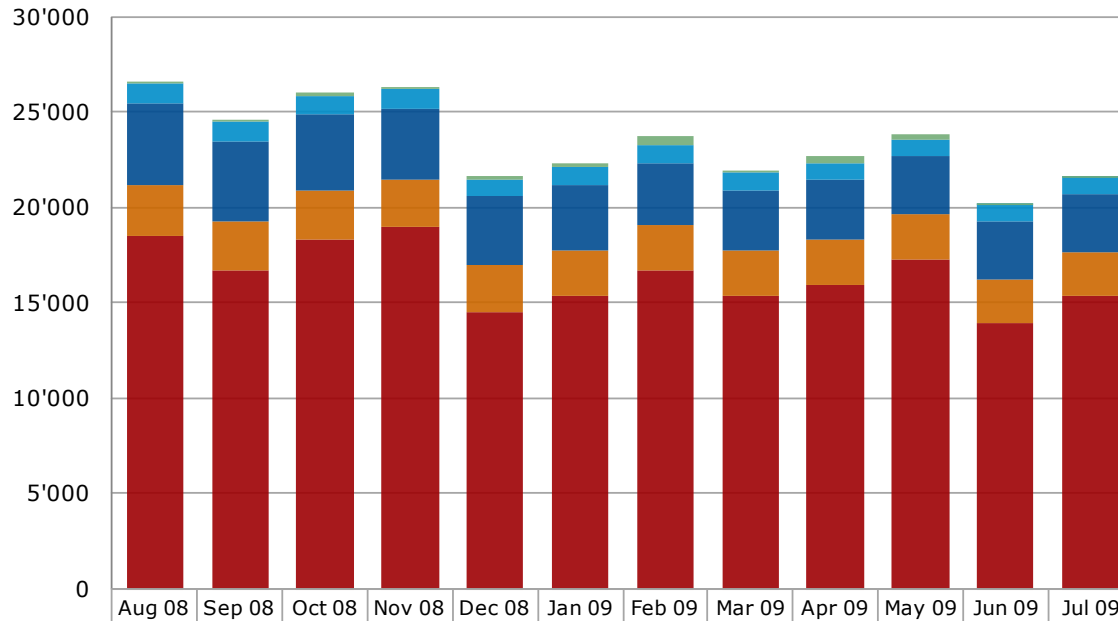


	Aug 08	Sep 08	Oct 08	Nov 08	Dec 08	Jan 09	Feb 09	Mar 09	Apr 09	May 09	Jun 09	Jul 09
Various	0.00	0.01	0.01	0.02	0.03	0.01	0.00	0.00	0.00	0.00	0.00	0.00
Capital Protection	0.38	0.40	0.27	0.21	0.15	0.16	0.22	0.19	0.14	0.16	0.11	0.15
Yield Enhancement	0.64	0.66	0.55	0.37	0.29	0.25	0.22	0.25	0.28	0.33	0.34	0.44
Participation	1.09	1.66	1.57	0.85	0.77	0.71	0.89	0.78	0.75	0.72	0.86	0.82
Leverage	2.72	4.03	3.42	1.88	1.64	1.82	1.74	1.61	1.79	1.53	1.54	1.45

Source: SIX Swiss Exchange, Derivative Partners Research AG

1. Structured products at the Scoach exchange

1.2 Number of listed products in the last 12 months

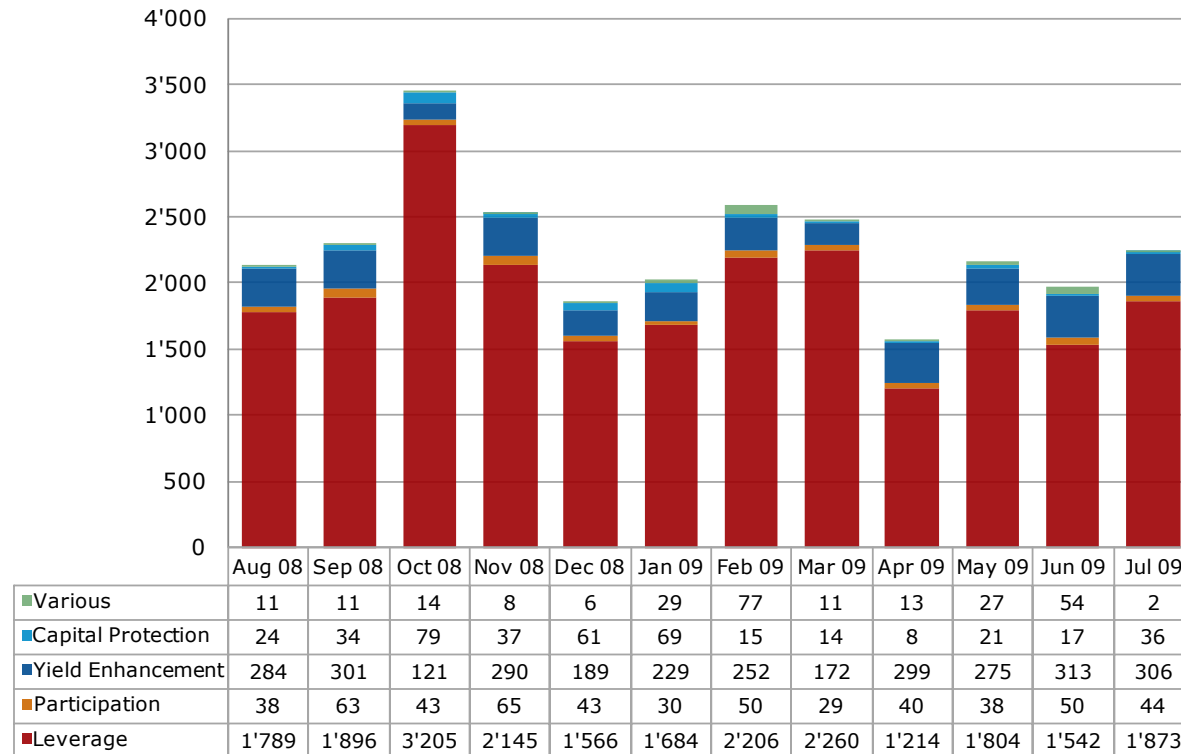


	Aug 08	Sep 08	Oct 08	Nov 08	Dec 08	Jan 09	Feb 09	Mar 09	Apr 09	May 09	Jun 09	Jul 09
Various	79	92	189	125	142	205	523	122	361	259	49	36
Capital Protection	1'016	1'032	1'040	1'014	943	921	928	933	915	922	915	919
Yield Enhancement	4'334	4'216	3'960	3'766	3'615	3'446	3'252	3'156	3'116	3'059	3'055	3'085
Participation	2'621	2'602	2'524	2'474	2'400	2'372	2'376	2'381	2'392	2'357	2'311	2'281
Leverage	18'581	16'741	18'428	19'044	14'608	15'430	16'749	15'391	15'981	17'310	13'991	15'413

Source: SIX Swiss Exchange, Derivative Partners Research AG

1. Structured products at the Scoach exchange

1.3 New issues in the last 12 months

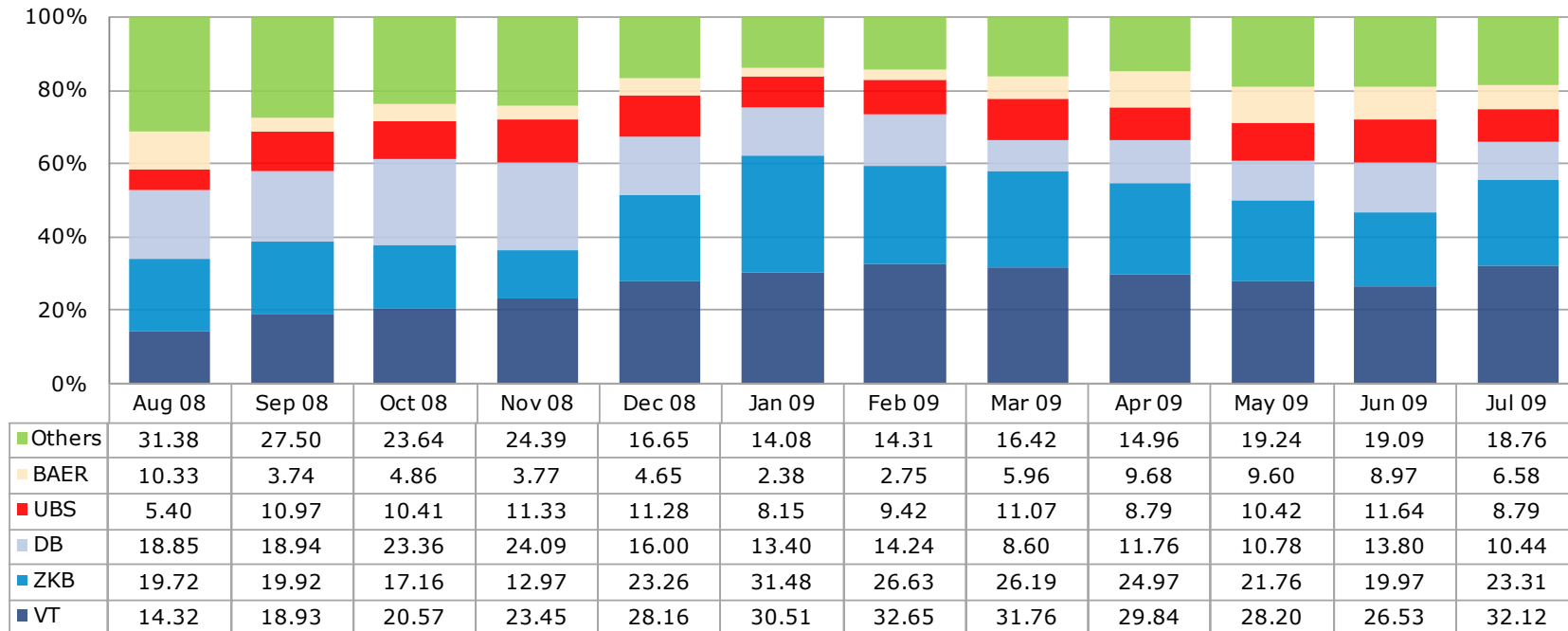


Source: SIX Swiss Exchange, Derivative Partners Research AG

1. Structured products at the Scoach exchange

1.4 Market shares (turnover) of the five largest issuers

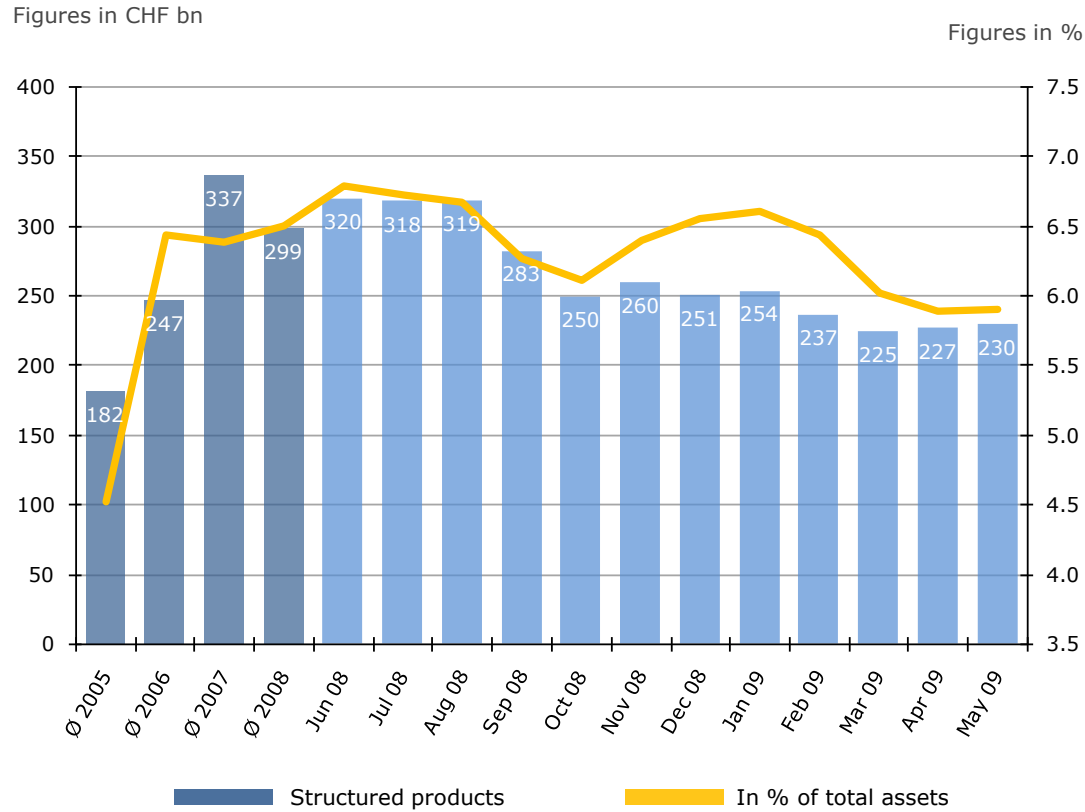
Figures in %



Source: SIX Swiss Exchange, Derivative Partners Research AG

2. Securities held in bank's client deposits

2.1 Structured products since 2005



Source: SNB Monthly Statistical Bulletin, latest available figures

3. Appendix

3.1 Abbreviations

Leverage Products.....	Leverage
Capital Protection Products.....	Capital Protection
Participation Products.....	Participation
Yield Enhancement Products.....	Yield Enhancement
Other Products.....	Various
Billion.....	bn

3.2 Issued by

Swiss Structured Products Association SSPA

Splügenstrasse 10, CH-8002 Zurich, Switzerland
 www.sspa-association.ch
 Contact: peter.keller@svsp-verband.ch
 Published monthly and quarterly in more detail

3.3 Data sources

Swiss National Bank: Monthly Statistical Bulletin
 SIX Swiss Exchange
 Derivative Partners Research AG
 In-house surveys

Key date is 31st July 2009

3.4 Disclaimer

We cannot guarantee the accuracy of this document, see <http://www.svsp-verband.ch/home/disclaimer.aspx?lang=en>.
 We hereby authorize reprints of and quotes with attributions from this document.