


# Market Report Structured Products

## Monthly report

August 2011

### Swiss Structured Products Association SSPA

---



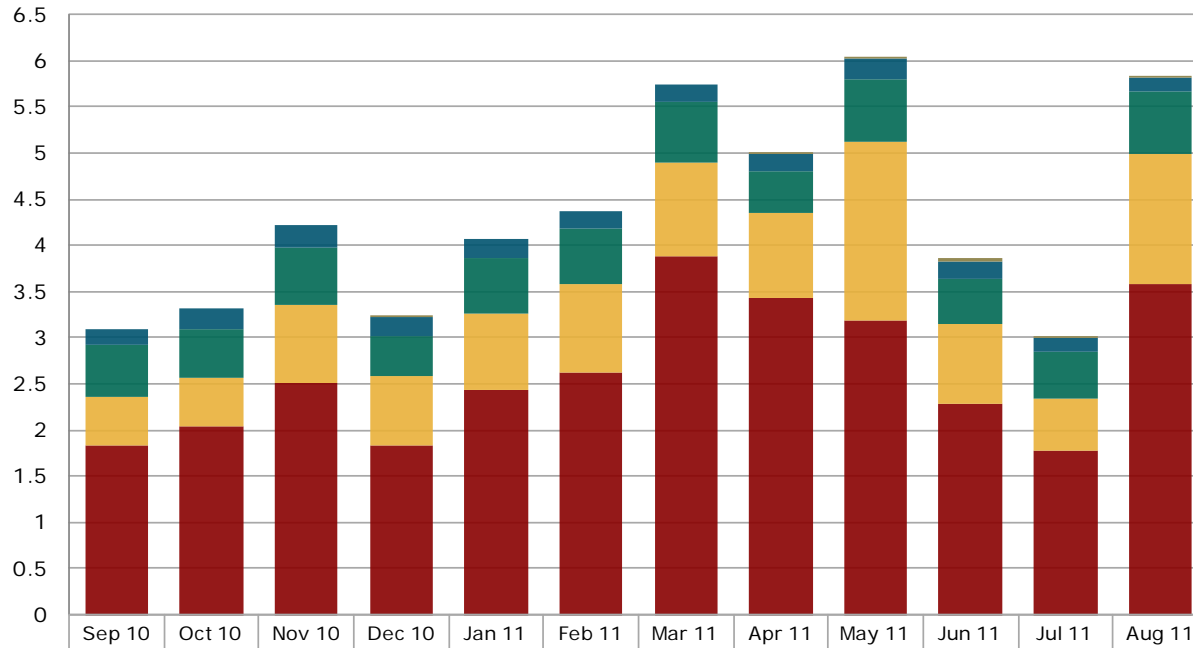
## Contents

<b>1. Structured products at the Scoach exchange</b>	
1.1 Turnover in the last 12 months.....	3
1.2 Number of listed products in the last 12 months.....	4
1.3 New issues in the last 12 months.....	5
1.4 Market shares of the five largest issuers.....	6
<b>2. Securities held in banks' client deposits</b>	
2.1 Structured products since 2005.....	7
<b>3. Appendix</b>	
3.1 Abbreviations.....	8
3.2 Issued by.....	8
3.3 Data sources.....	8
3.4 Disclaimer.....	8

# 1. Structured products at the Scoach exchange

## 1.1 Turnover in the last 12 months

Figures in CHF bn

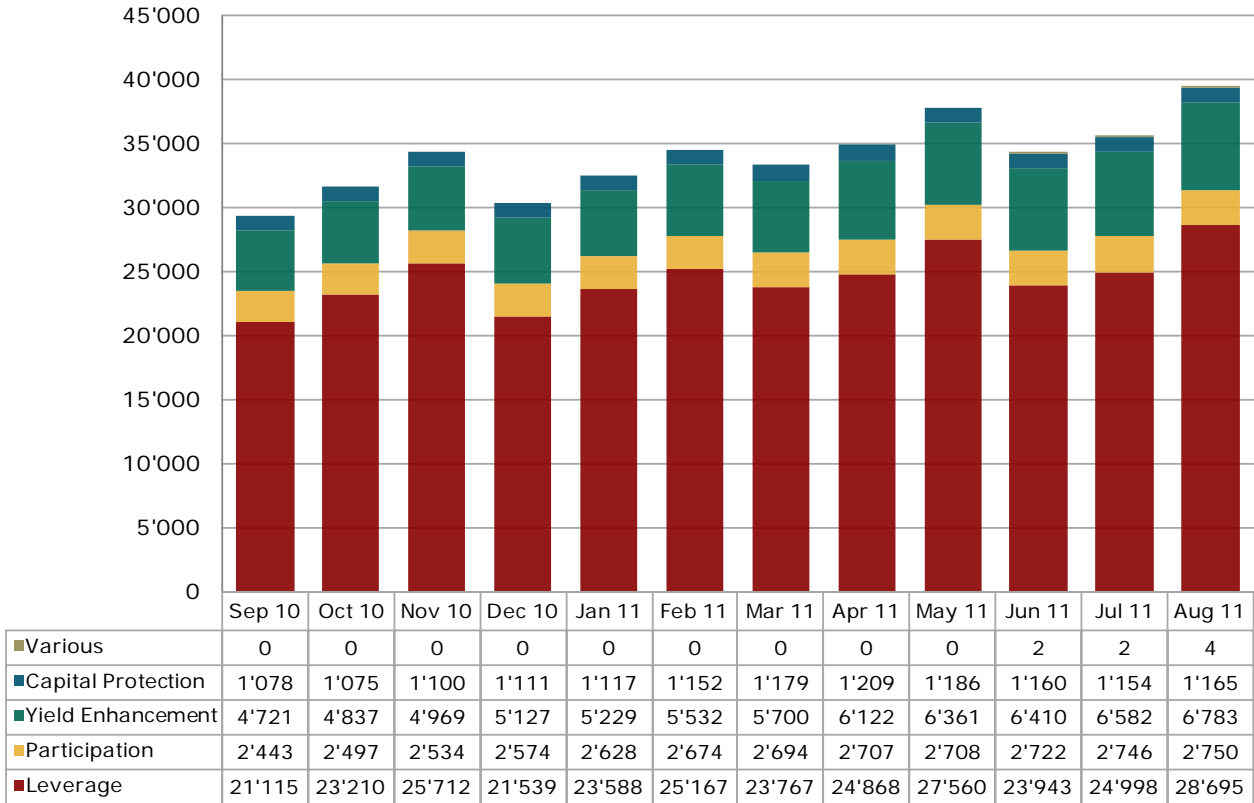


	Sep 10	Oct 10	Nov 10	Dec 10	Jan 11	Feb 11	Mar 11	Apr 11	May 11	Jun 11	Jul 11	Aug 11
Various	0.00	0.00	0.00	0.00	0.00	0.00	0.00	0.02	0.02	0.03	0.00	0.00
Capital Protection	0.17	0.21	0.25	0.21	0.20	0.20	0.20	0.18	0.22	0.19	0.16	0.16
Yield Enhancement	0.56	0.53	0.61	0.43	0.59	0.59	0.65	0.45	0.68	0.49	0.50	0.68
Participation	0.53	0.54	0.85	0.75	0.83	0.97	1.02	0.93	1.92	0.86	0.57	1.40
Leverage	1.84	2.04	2.50	1.84	2.44	2.61	3.88	3.42	3.19	2.28	1.77	3.59

Source: SIX Swiss Exchange, Derivative Partners Research AG

# 1. Structured products at the Scoach exchange

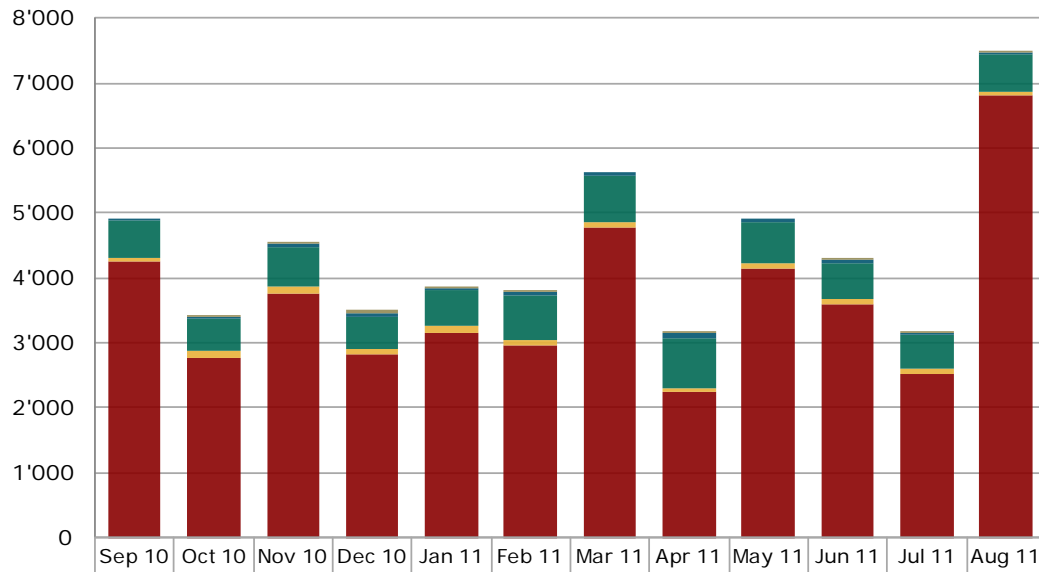
## 1.2 Number of listed products in the last 12 months



Source: SIX Swiss Exchange, Derivative Partners Research AG

# 1. Structured products at the Scoach exchange

## 1.3 New issues in the last 12 months



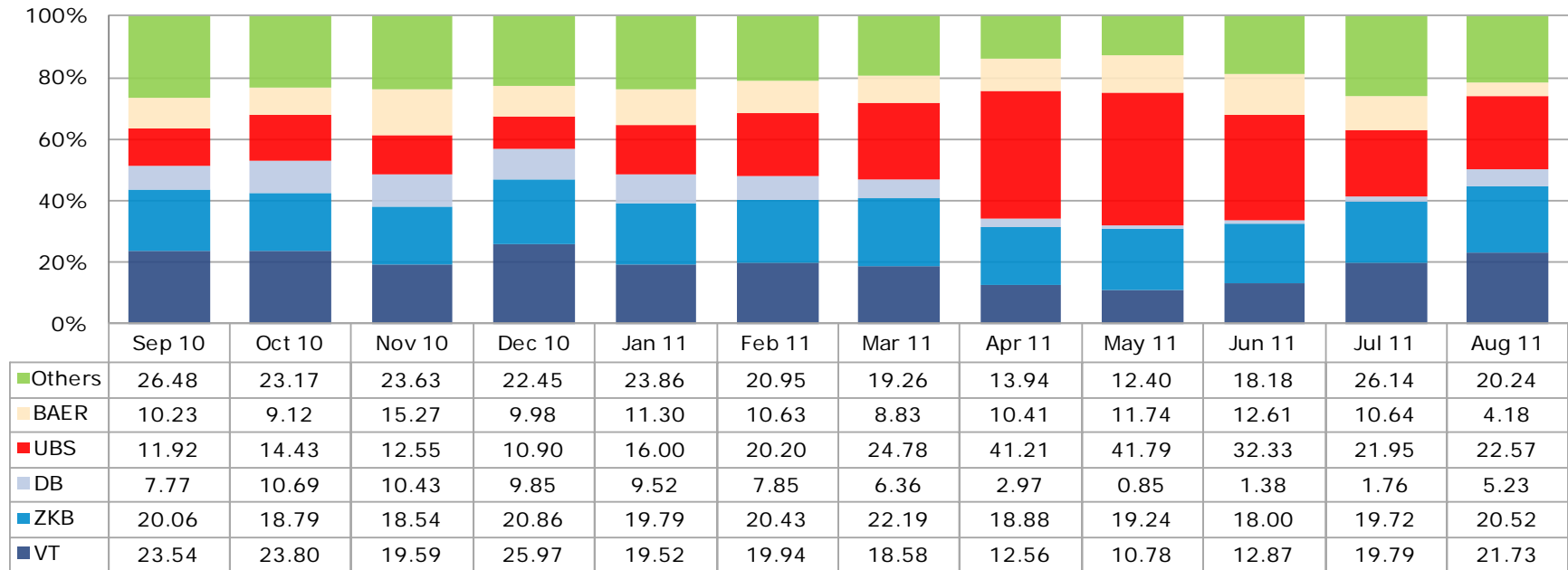
	Sep 10	Oct 10	Nov 10	Dec 10	Jan 11	Feb 11	Mar 11	Apr 11	May 11	Jun 11	Jul 11	Aug 11
Various	0	3	1	57	1	28	0	2	0	2	2	21
Capital Protection	35	35	48	40	32	60	43	59	41	44	44	26
Yield Enhancement	560	490	609	501	541	683	728	774	649	559	521	575
Participation	70	97	99	79	108	89	79	74	75	84	84	50
Leverage	4'241	2'775	3'757	2'829	3'156	2'962	4'765	2'233	4'142	3'580	2'513	6'819

Source: SIX Swiss Exchange, Derivative Partners Research AG

# 1. Structured products at the Scoach exchange

## 1.4 Market shares (turnover) of the five largest issuers

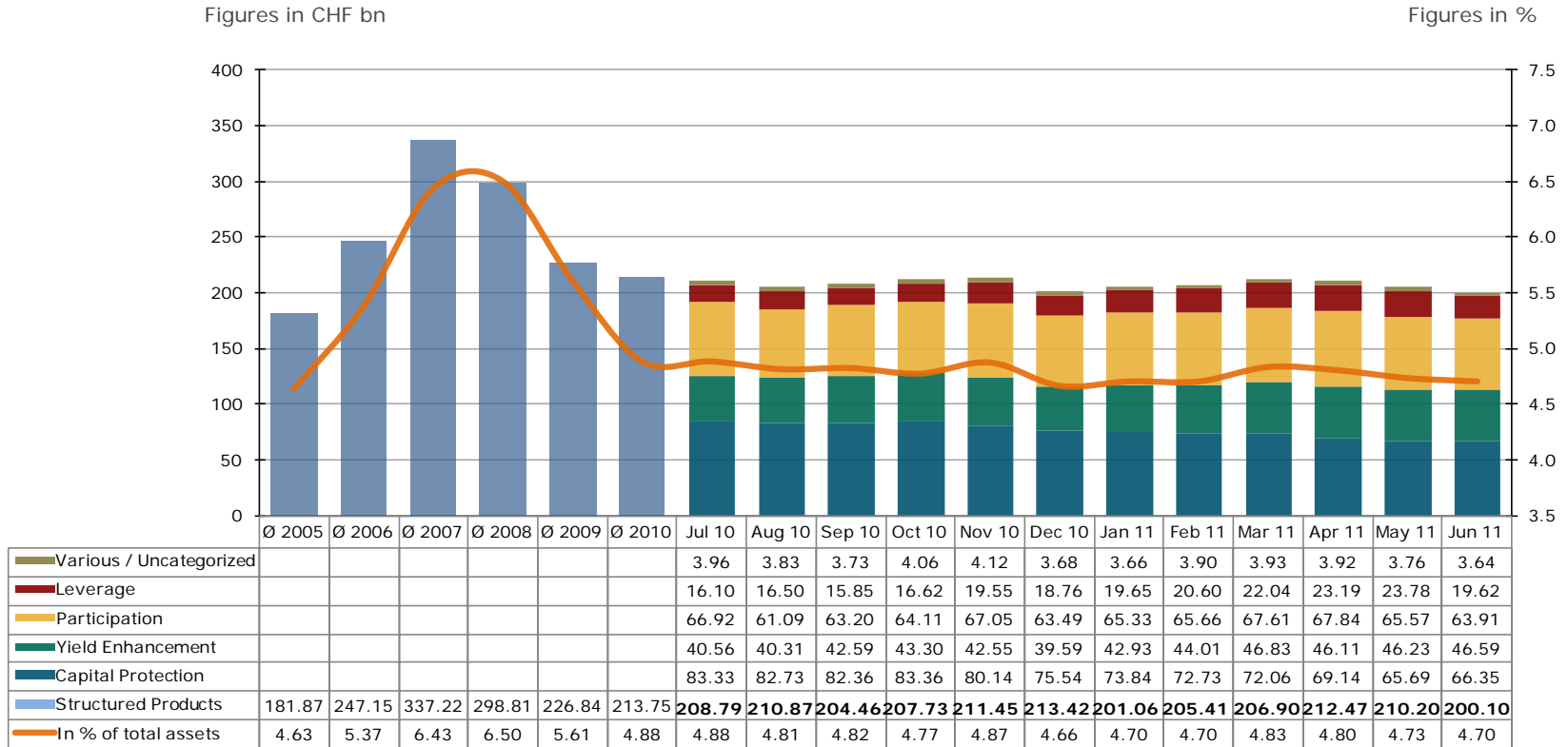
Figures in %



Source: SIX Swiss Exchange, Derivative Partners Research AG

## 2. Securities held in bank's client deposits

### 2.1 Structured products since 2005



Source: SNB Monthly Statistical Bulletin, latest available figures

## 3. Appendix

### 3.1 Abbreviations

Leverage Products.....	Leverage
Capital ProtectionProducts.....	Capital Protection
Participation Products.....	Participation
Yield Enhancement Products.....	Yield Enhancement
Other Products.....	Various
Billion.....	bn

### 3.2 Issued by

#### Swiss Structured Products Association SSPA

Splügenstrasse 10, CH-8002 Zurich, Switzerland  
 www.sspa-association.ch  
 Contact: peter.keller@svsp-verband.ch  
 Published monthly and quarterly in more detail

### 3.3 Data sources

Swiss National Bank: Monthly Statistical Bulletin  
 SIX Swiss Exchange  
 Derivative Partners Research AG  
 In-house surveys

Key date is 31<sup>st</sup> August 2011

### 3.4 Disclaimer

We cannot guarantee the accuracy of this document, see <http://www.svsp-verband.ch/home/disclaimer.aspx?lang=en>.  
 We hereby authorize reprints of and quotes with attributions from this document.