

Market Report Structured Products

Monthly report

November 2011

Swiss Structured Products Association SSPA



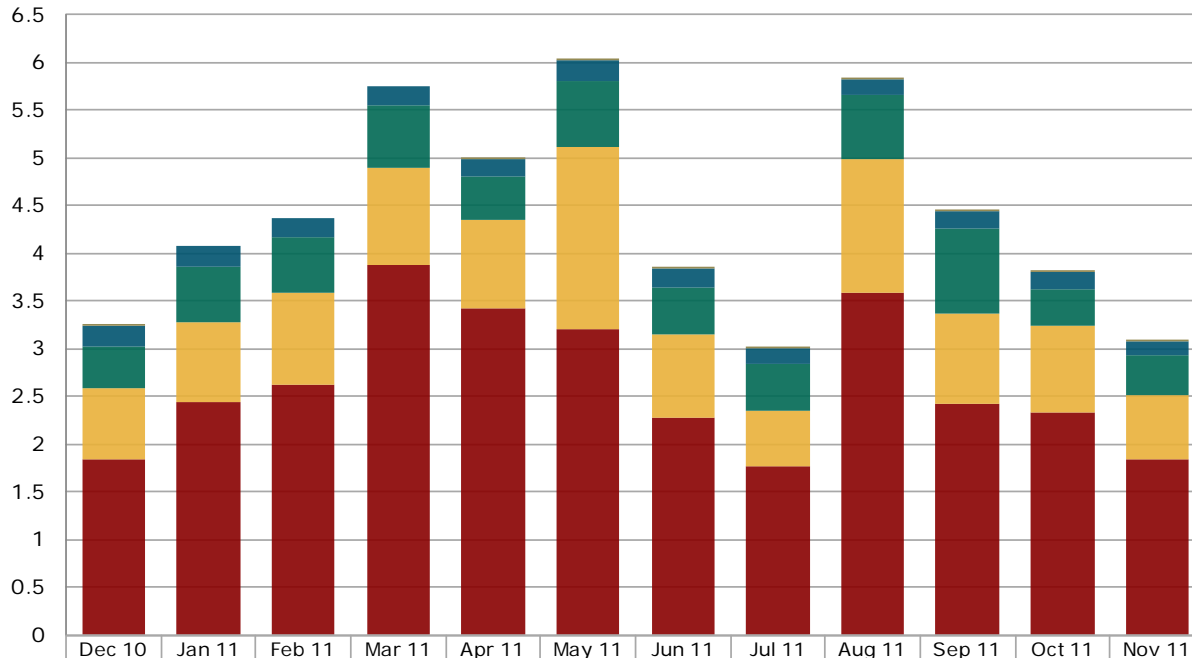
Contents

1. Structured products at the Scoach exchange	
1.1 Turnover in the last 12 months.....	3
1.2 Number of listed products in the last 12 months.....	4
1.3 New issues in the last 12 months.....	5
1.4 Market shares of the five largest issuers.....	6
2. Securities held in banks' client deposits	
2.1 Structured products since 2005.....	7
3. Appendix	
3.1 Abbreviations.....	8
3.2 Issued by.....	8
3.3 Data sources.....	8
3.4 Disclaimer.....	8

1. Structured products at the Scoach exchange

1.1 Turnover in the last 12 months

Figures in CHF bn

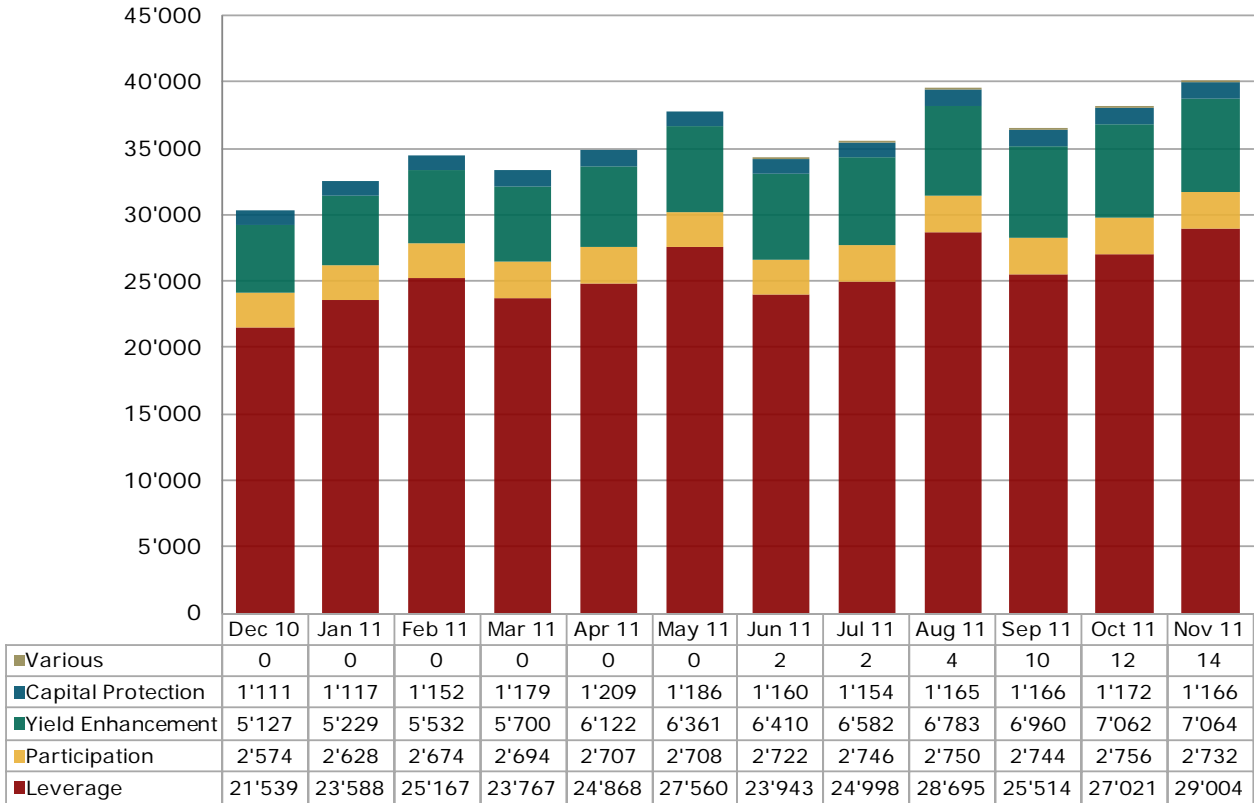


	Dec 10	Jan 11	Feb 11	Mar 11	Apr 11	May 11	Jun 11	Jul 11	Aug 11	Sep 11	Oct 11	Nov 11
Various	0.00	0.00	0.00	0.00	0.02	0.02	0.03	0.00	0.00	0.01	0.01	0.01
Capital Protection	0.21	0.20	0.20	0.20	0.18	0.22	0.19	0.16	0.16	0.18	0.17	0.16
Yield Enhancement	0.43	0.59	0.59	0.65	0.45	0.68	0.49	0.50	0.68	0.89	0.39	0.40
Participation	0.75	0.83	0.97	1.02	0.93	1.92	0.86	0.57	1.40	0.94	0.91	0.68
Leverage	1.84	2.44	2.61	3.88	3.42	3.19	2.28	1.77	3.59	2.42	2.33	1.84

Source: SIX Swiss Exchange, Derivative Partners Research AG

1. Structured products at the Scoach exchange

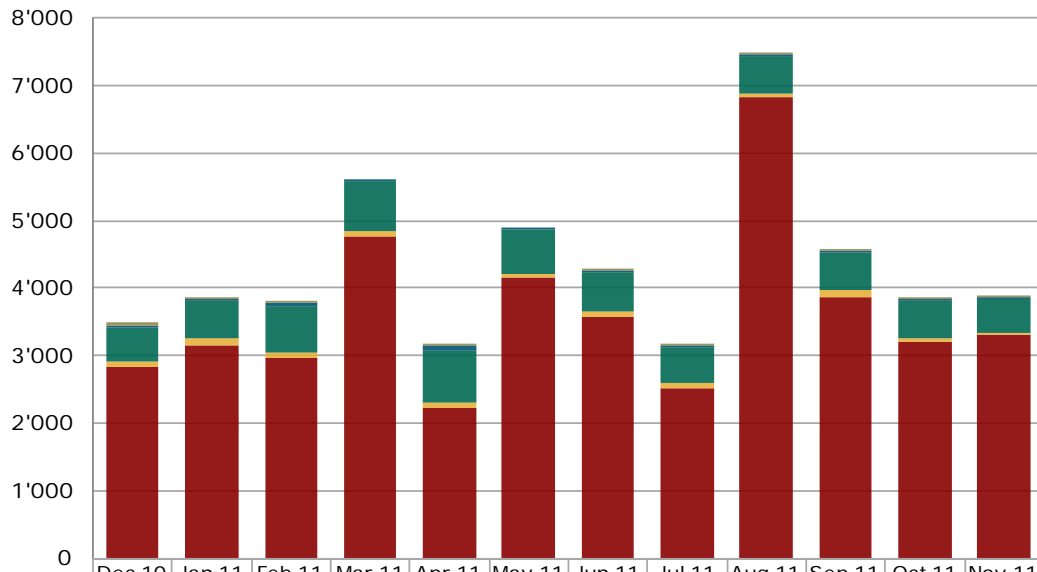
1.2 Number of listed products in the last 12 months



Source: SIX Swiss Exchange, Derivative Partners Research AG

1. Structured products at the Scoach exchange

1.3 New issues in the last 12 months



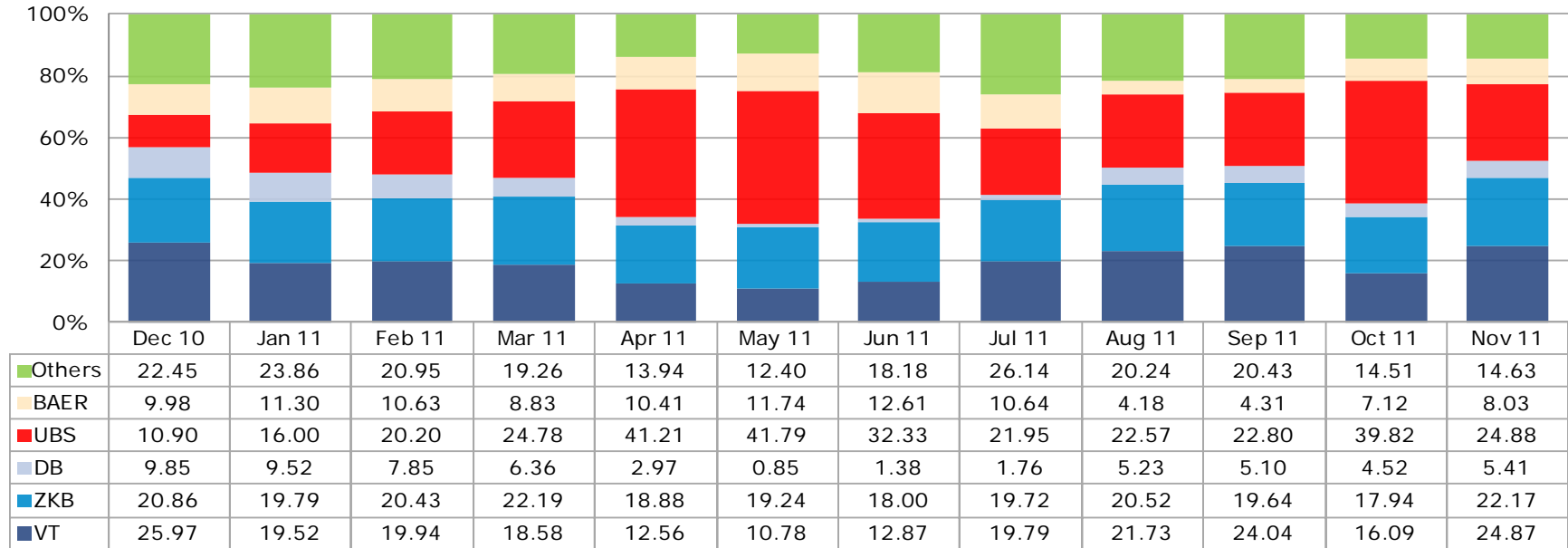
	Dec 10	Jan 11	Feb 11	Mar 11	Apr 11	May 11	Jun 11	Jul 11	Aug 11	Sep 11	Oct 11	Nov 11
■ Various	57	1	28	0	2	0	2	2	21	8	2	5
■ Capital Protection	40	32	60	43	59	41	44	44	26	21	27	15
■ Yield Enhancement	501	541	683	728	774	649	559	521	575	576	573	504
■ Participation	79	108	89	79	74	75	84	84	50	84	49	28
■ Leverage	2'829	3'156	2'962	4'765	2'233	4'142	3'580	2'513	6'819	3'876	3'197	3'314

Source: SIX Swiss Exchange, Derivative Partners Research AG

1. Structured products at the Scoach exchange

1.4 Market shares (turnover) of the five largest issuers

Figures in %



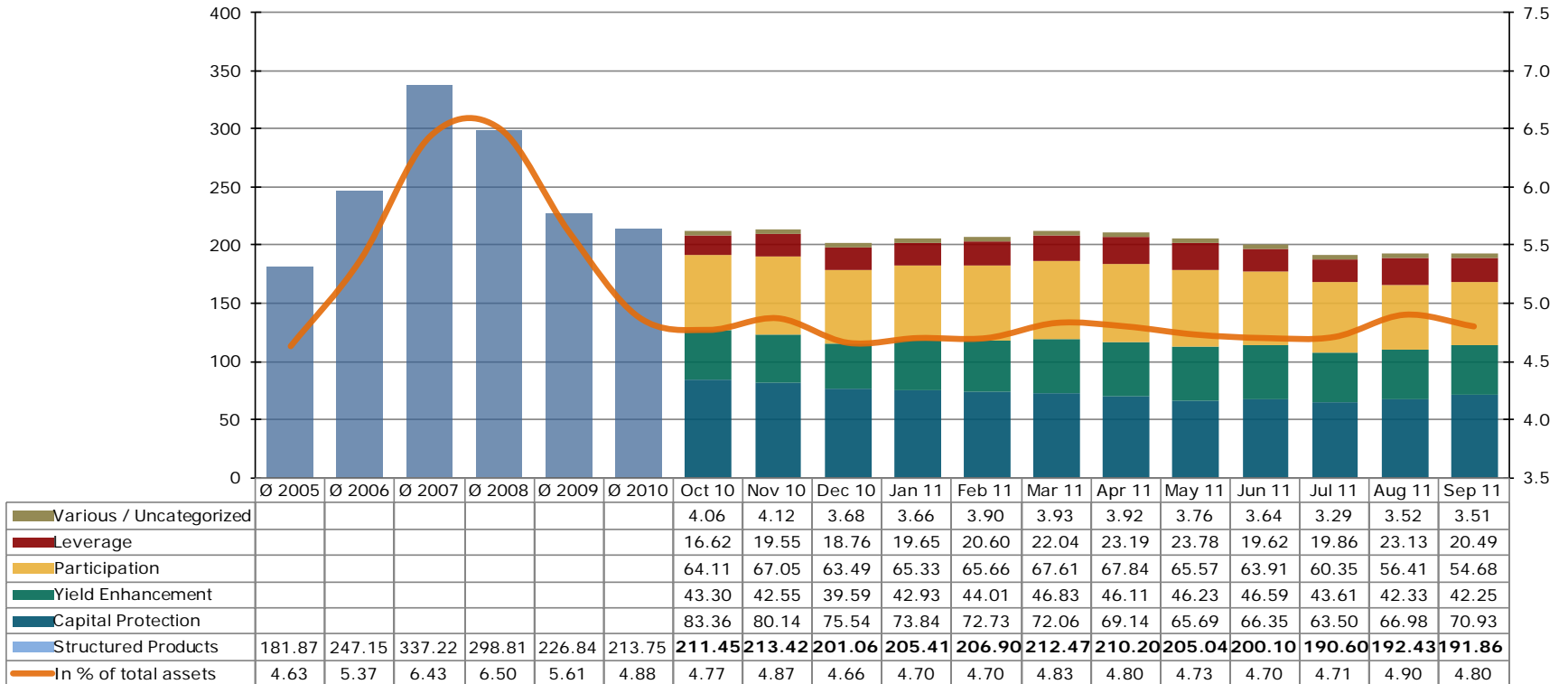
Source: SIX Swiss Exchange, Derivative Partners Research AG

2. Securities held in bank's client deposits

2.1 Structured products since 2005

Figures in CHF bn

Figures in %



Source: SNB Monthly Statistical Bulletin, latest available figures

3. Appendix

3.1 Abbreviations

Leverage Products.....	Leverage
Capital ProtectionProducts.....	Capital Protection
Participation Products.....	Participation
Yield Enhancement Products.....	Yield Enhancement
Other Products.....	Various
Billion.....	bn

3.2 Issued by

Swiss Structured Products Association SSPA

Splügenstrasse 10, CH-8002 Zurich, Switzerland
 www.sspa-association.ch
 Contact: peter.keller@svsp-verband.ch
 Published monthly and quarterly in more detail

3.3 Data sources

Swiss National Bank: Monthly Statistical Bulletin
 SIX Swiss Exchange
 Derivative Partners Research AG
 In-house surveys

Key date is 30th November 2011

3.4 Disclaimer

We cannot guarantee the accuracy of this document, see <http://www.svsp-verband.ch/home/disclaimer.aspx?lang=en>.
 We hereby authorize reprints of and quotes with attributions from this document.