


# Market Report Structured Products

## Monthly report

January 2013

### Swiss Structured Products Association SSPA

---



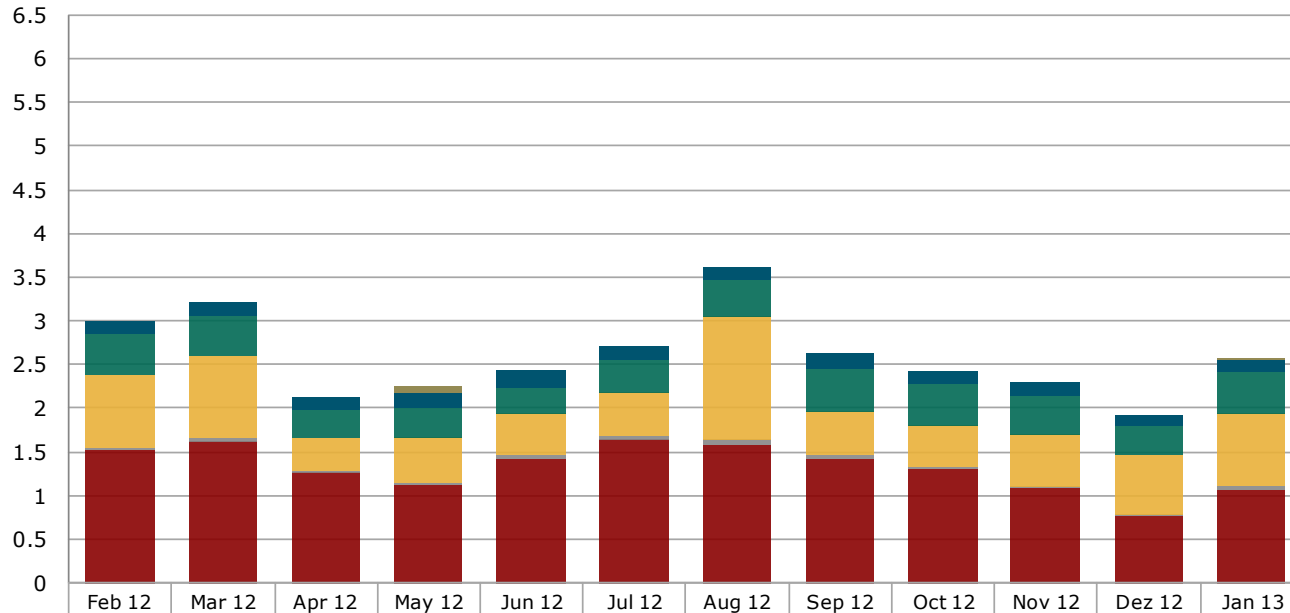
## Contents

<b>1. Structured products at the Scoach exchange</b>	
1.1 Turnover in the last 12 months.....	3
1.2 Number of listed products in the last 12 months.....	4
1.3 New issues in the last 12 months.....	5
1.4 Market shares of the five largest issuers.....	6
<b>2. Securities held in banks' client deposits</b>	
2.1 Structured products since 2006.....	7
<b>3. Appendix</b>	
3.1 Abbreviations.....	8
3.2 Issued by.....	8
3.3 Data sources.....	8
3.4 Disclaimer.....	8

# 1. Structured products at the Scoach exchange

## 1.1 Turnover in the last 12 months

Figures in CHF bn

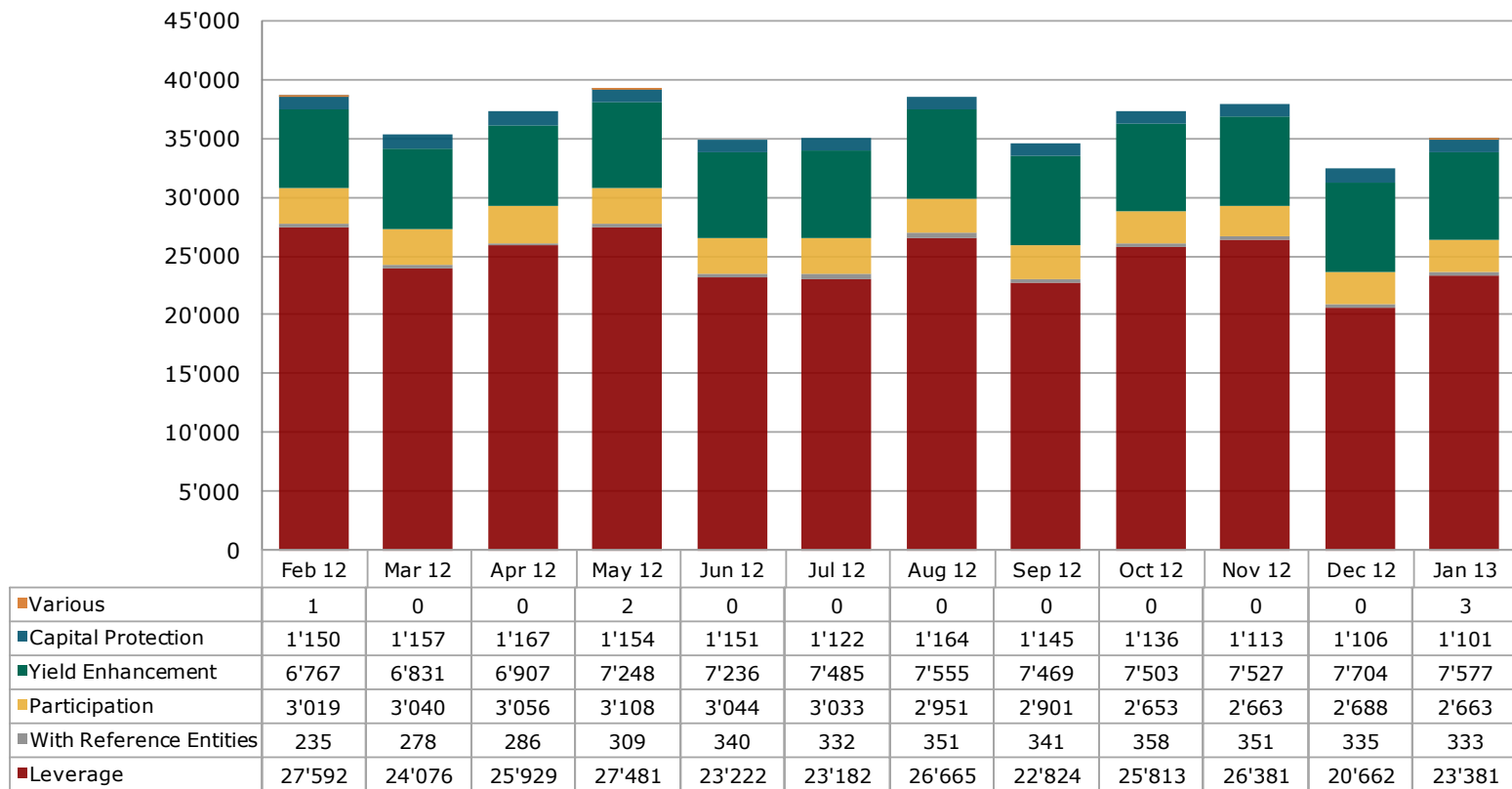


■ Various	0.00	0.00	0.00	0.08	0.00	0.00	0.00	0.00	0.00	0.00	0.00	0.01
■ Capital Protection	0.15	0.16	0.13	0.17	0.20	0.15	0.14	0.17	0.15	0.14	0.12	0.16
■ Yield Enhancement	0.46	0.46	0.32	0.35	0.31	0.37	0.42	0.50	0.48	0.45	0.34	0.47
■ Participation	0.85	0.94	0.38	0.51	0.47	0.50	1.41	0.51	0.47	0.59	0.68	0.85
■ With Reference Entities	0.02	0.02	0.02	0.03	0.04	0.04	0.07	0.03	0.02	0.02	0.01	0.02
■ Leverage	1.52	1.63	1.27	1.12	1.42	1.65	1.57	1.43	1.30	1.09	0.77	1.07

Source: SIX Swiss Exchange, Derivative Partners Research AG

# 1. Structured products at the Scoach exchange

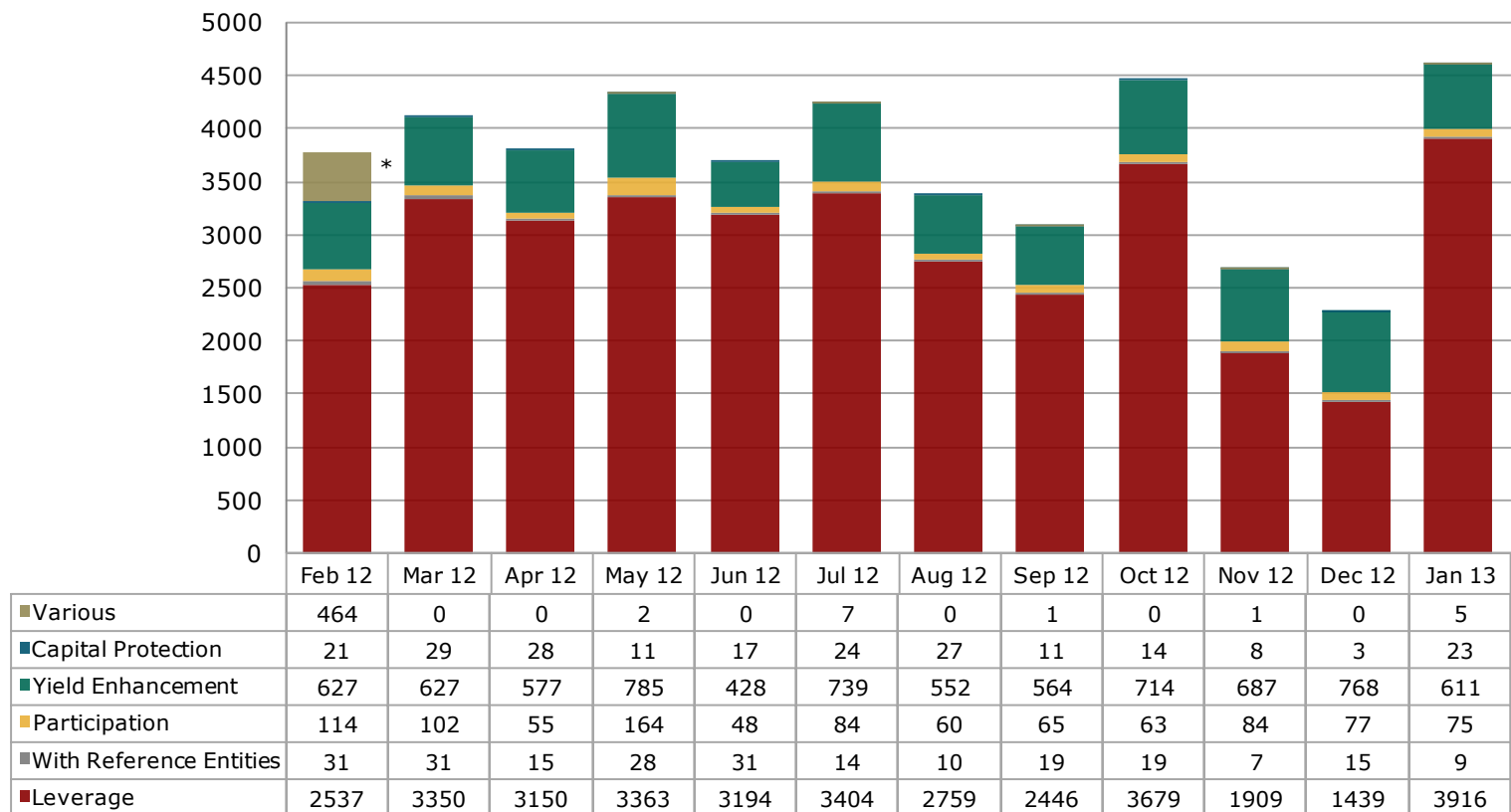
## 1.2 Number of listed products in the last 12 months



Source: SIX Swiss Exchange, Derivative Partners Research AG

## 1. Structured products at the Scoach exchange

### 1.3 New issues in the last 12 months



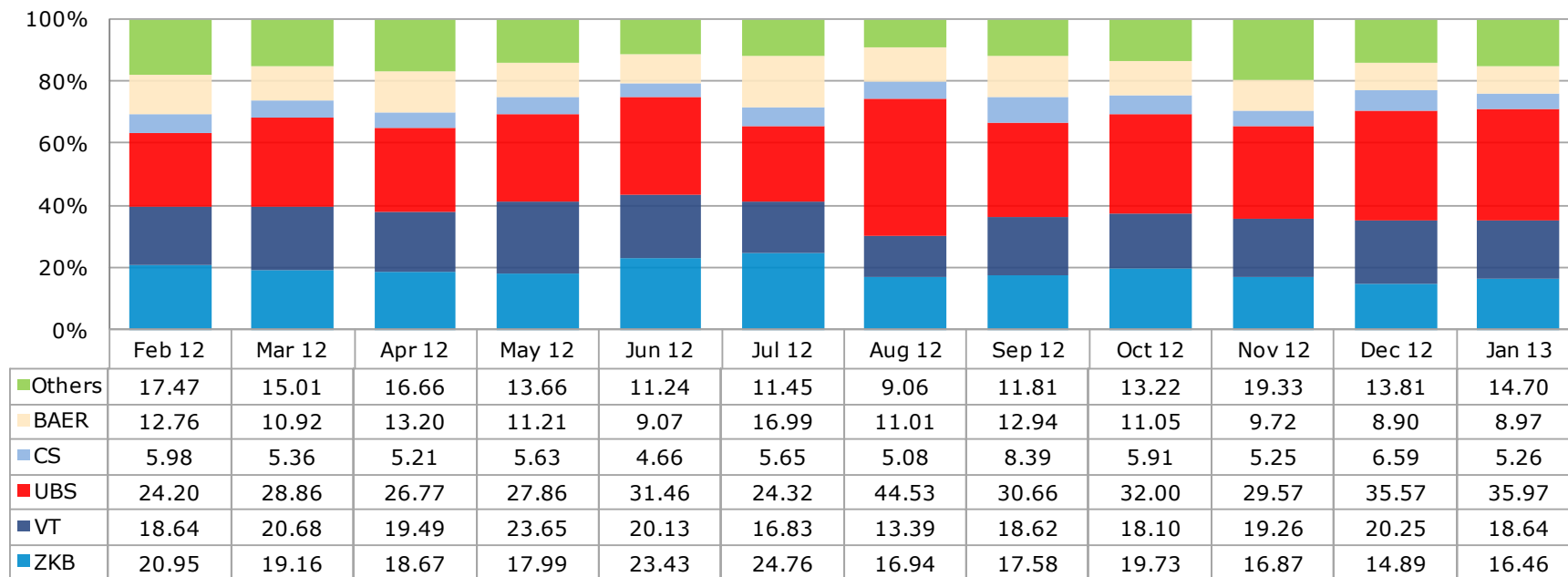
\* One day listed: 400 products by UBS

Source: SIX Swiss Exchange, Derivative Partners Research AG

# 1. Structured products at the Scoach exchange

## 1.4 Market shares (turnover) of the five largest issuers

Figures in %



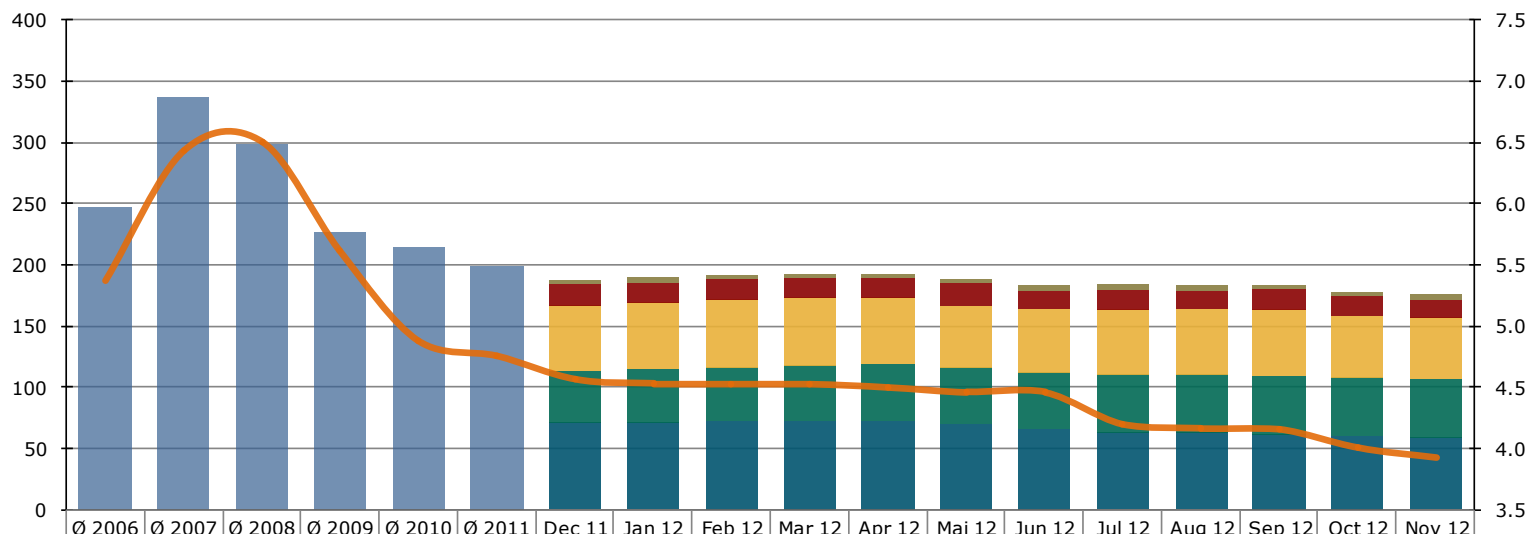
Source: SIX Swiss Exchange, Derivative Partners Research AG

## 2. Securities held in bank's client deposits

### 2.1 Structured products since 2006

Figures in CHF bn

Figures in %



Various / Uncategorized							3.08	3.02	3.07	3.29	3.38	3.45	3.31	3.70	3.44	3.07	3.04	2.97
Leverage							17.62	16.63	17.16	16.33	15.84	18.35	15.55	15.81	14.90	16.49	16.31	15.54
Participation							53.81	54.72	54.98	55.19	55.14	51.11	52.02	53.99	53.01	54.19	50.18	49.81
Yield Enhancement							42.14	43.57	43.81	45.71	45.96	45.51	46.35	47.54	47.62	47.38	47.75	47.72
Capital Protection							70.75	71.29	72.59	71.87	72.29	70.42	65.47	62.62	63.31	62.11	59.90	59.45
Structured Products	247.15	337.22	298.81	226.84	213.75	199.23	<b>187.40</b>	<b>189.23</b>	<b>191.60</b>	<b>192.39</b>	<b>192.61</b>	<b>188.84</b>	<b>182.96</b>	<b>183.66</b>	<b>182.28</b>	<b>183.23</b>	<b>177.18</b>	<b>175.48</b>
In % of total assets	5.37	6.43	6.50	5.61	4.88	4.75	4.56	4.53	4.52	4.52	4.50	4.46	4.46	4.20	4.16	4.15	4.00	3.93

Source: SNB Monthly Statistical Bulletin, latest available figures

## 3. Appendix

### 3.1 Abbreviations

Leverage Products.....	Leverage
Investment Products with Reference Entities.....	With Reference Entities
Participation Products.....	Participation
Capital Protection Products.....	Capital Protection
Yield Enhancement Products.....	Yield Enhancement
Other Products.....	Various
Billion.....	bn

### 3.2 Issued by

#### Swiss Structured Products Association SSPA

Splügenstrasse 10, CH-8002 Zurich, Switzerland

[www.sspa-association.ch](http://www.sspa-association.ch)

Contact: [peter.keller@svsp-verband.ch](mailto:peter.keller@svsp-verband.ch)

Published monthly and quarterly in more detail

### 3.3 Data sources

Swiss National Bank: Monthly Statistical Bulletin

SIX Swiss Exchange

Derivative Partners Research AG

In-house surveys

Key date is 31<sup>st</sup> January 2013

### 3.4 Disclaimer

We cannot guarantee the accuracy of this document, see <http://www.svsp-verband.ch/home/disclaimer.aspx?lang=en>.  
 We hereby authorize reprints of and quotes with attributions from this document.