


Market Report Structured Products

Monthly report

August 2013

Swiss Structured Products Association SSPA



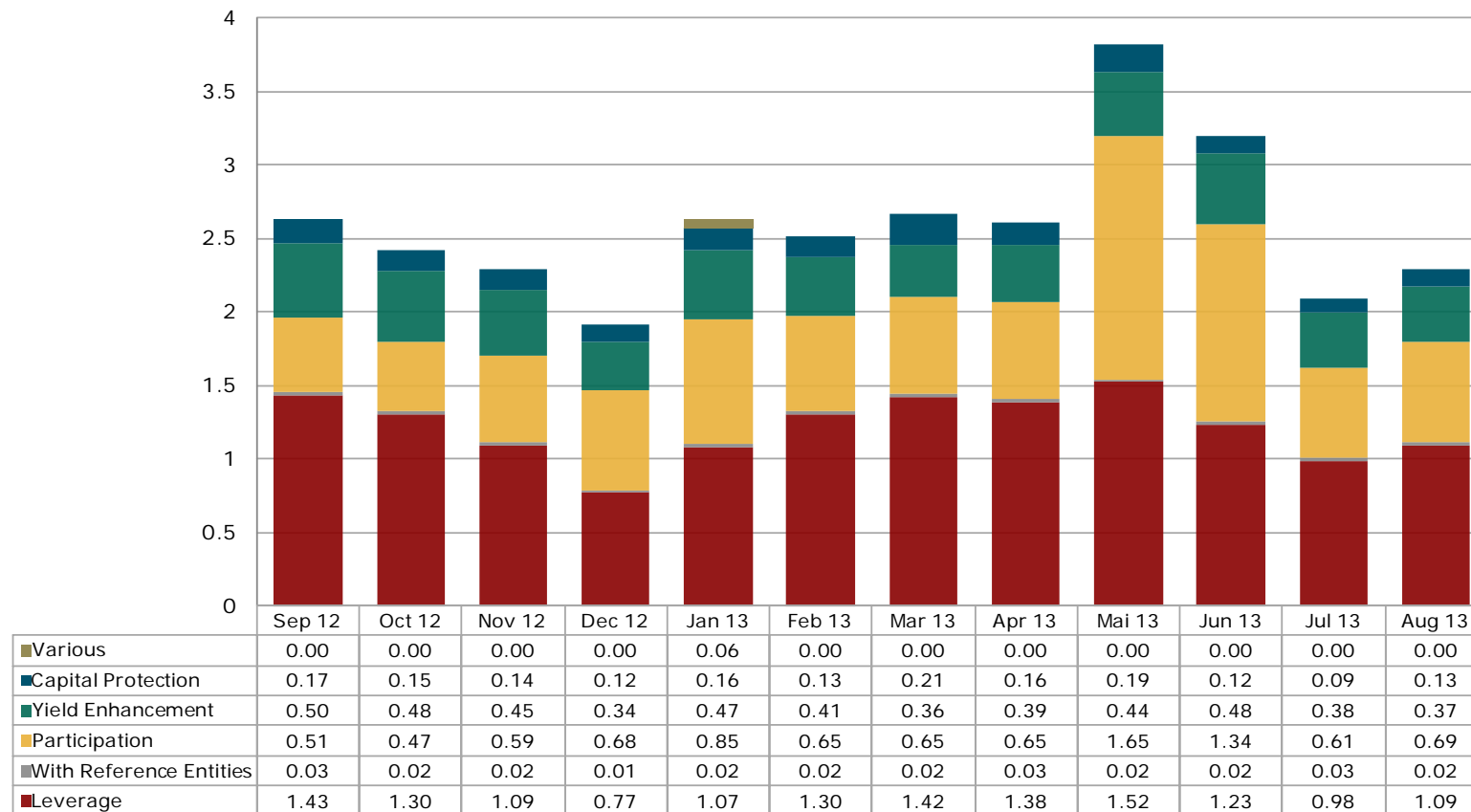
Contents

1. Structured products at the Scoach exchange	
1.1 Turnover in the last 12 months.....	3
1.2 Number of listed products in the last 12 months.....	4
1.3 New issues in the last 12 months.....	5
1.4 Market shares of the five largest issuers.....	6
2. Securities held in banks' client deposits	
2.1 Structured products since 2007.....	7
3. Appendix	
3.1 Abbreviations.....	8
3.2 Issued by.....	8
3.3 Data sources.....	8
3.4 Disclaimer.....	8

1. Structured products at the Scoach exchange

1.1 Turnover in the last 12 months

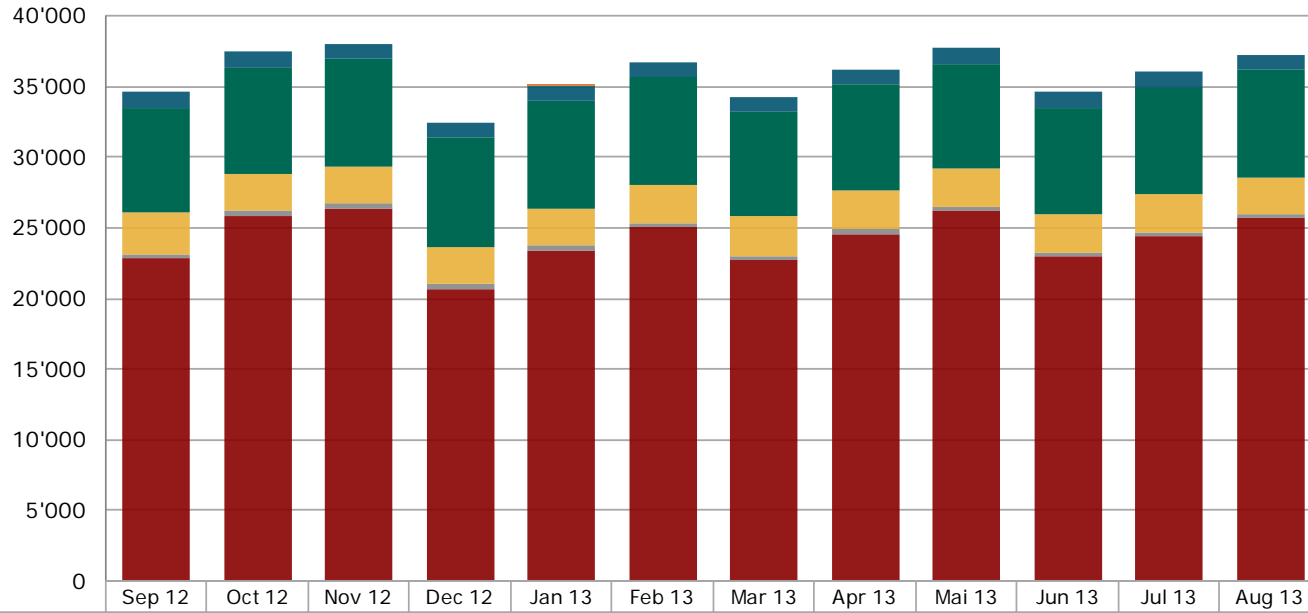
Figures in CHF bn



Source: SIX Swiss Exchange, Derivative Partners Research AG

1. Structured products at the Scoach exchange

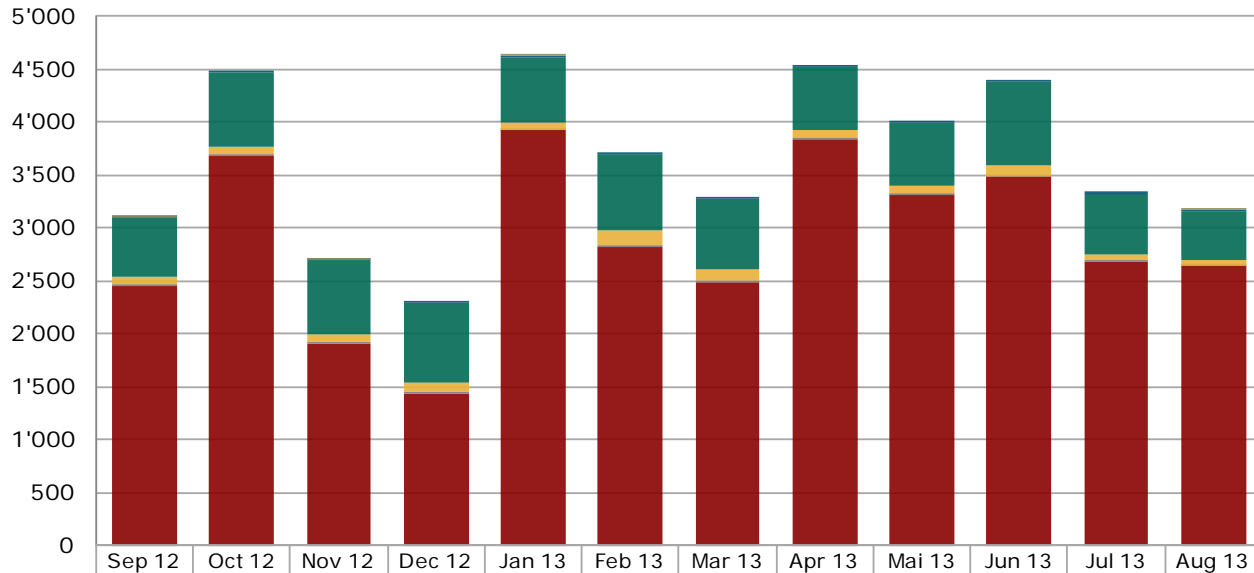
1.2 Number of listed products in the last 12 months



Source: SIX Swiss Exchange, Derivative Partners Research AG

1. Structured products at the Scoach exchange

1.3 New issues in the last 12 months



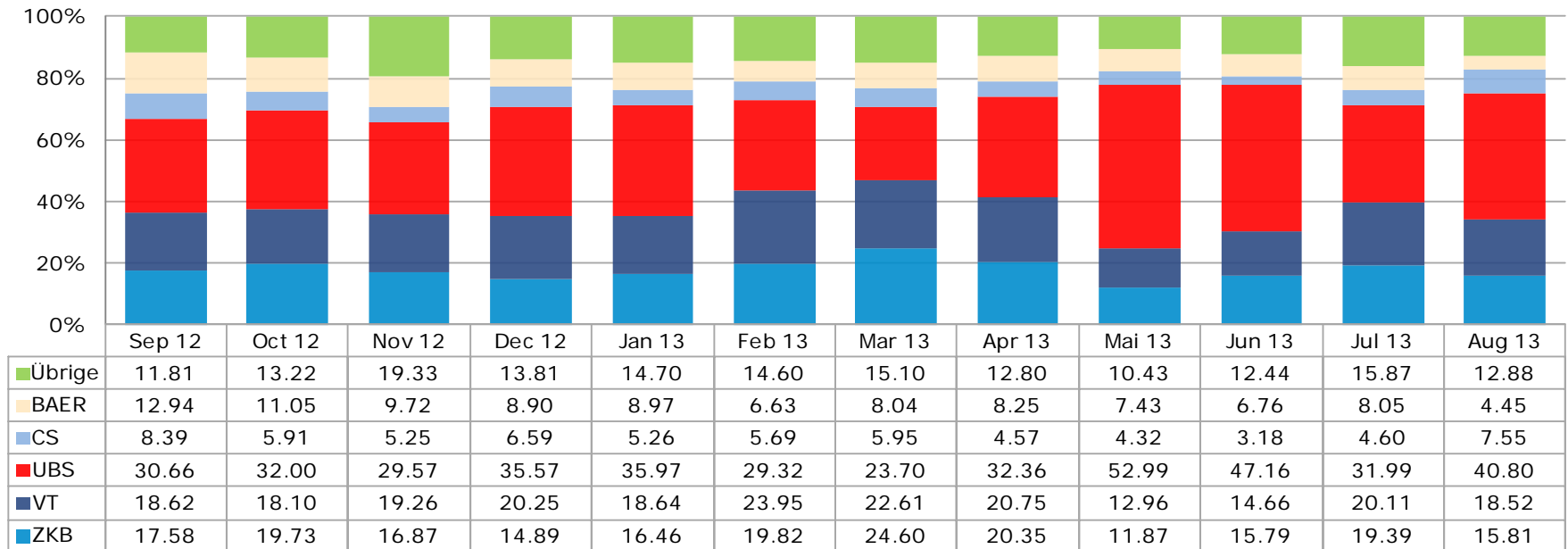
	Sep 12	Oct 12	Nov 12	Dec 12	Jan 13	Feb 13	Mar 13	Apr 13	Mai 13	Jun 13	Jul 13	Aug 13
Various	1	0	1	0	5	0	0	0	0	0	0	2
Capital Protection	11	14	8	3	23	8	17	19	12	9	26	6
Yield Enhancement	564	714	687	768	611	715	667	602	589	792	569	462
Participation	65	63	84	77	75	137	107	77	78	99	49	45
With Reference Entities	19	19	7	15	9	11	13	16	15	11	12	4
Leverage	2446	3679	1909	1439	3916	2825	2482	3832	3312	3478	2680	2644

Source: SIX Swiss Exchange, Derivative Partners Research AG

1. Structured products at the Scoach exchange

1.4 Market shares (turnover) of the five largest issuers

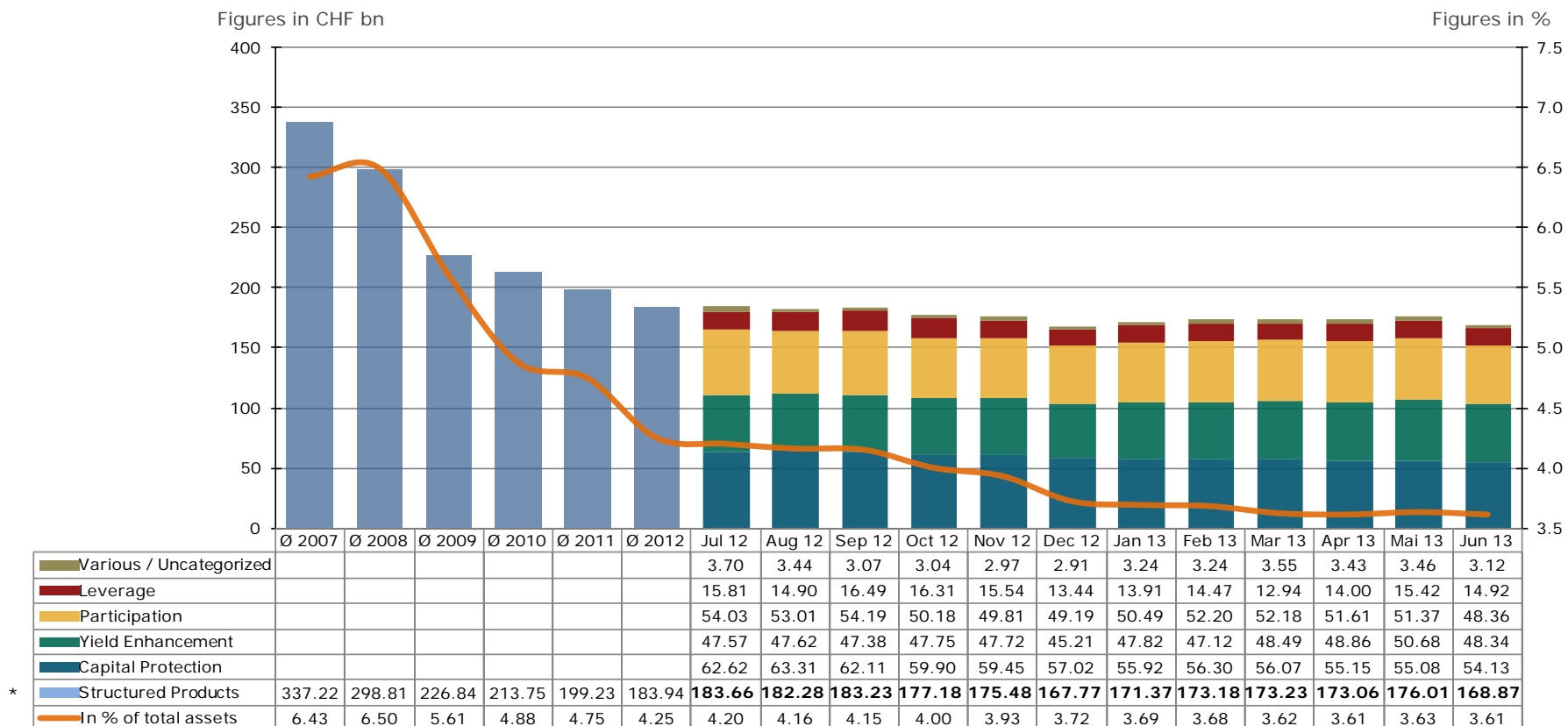
Figures in %



Source: SIX Swiss Exchange, Derivative Partners Research AG

2. Securities held in bank's client deposits

2.1 Structured products since 2007



*The SNB monthly statistics (partial census) contains only banks with deposits > 4.3 Mrd. CHF. According to the SNB yearly statistics (total census), however, the absolute deposits in Structured Products would be up by about 2 – 3%.

Source: SNB Monthly Statistical Bulletin, latest available figures

3. Appendix

3.1 Abbreviations

Leverage Products.....	Leverage
Investment Products with Reference Entities.....	With Reference Entities
Participation Products.....	Participation
Capital Protection Products.....	Capital Protection
Yield Enhancement Products.....	Yield Enhancement
Other Products.....	Various
Billion.....	bn

3.2 Issued by

Swiss Structured Products Association SSPA

Rämistrasse 4, CH-8024 Zurich, Switzerland

www.sspa-association.ch

Contact: peter.keller@svsp-verband.ch

Published monthly and quarterly in more detail

3.3 Data sources

Swiss National Bank: Monthly Statistical Bulletin

SIX Swiss Exchange

Derivative Partners Research AG

In-house surveys

Key date is 30th August 2013

3.4 Disclaimer

We cannot guarantee the accuracy of this document, see <http://www.svsp-verband.ch/home/disclaimer.aspx?lang=en>.

We hereby authorize reprints of and quotes with attributions from this document.