

Market Report Structured Products

Monthly report

April 2015

Swiss Structured Products Association SSPA



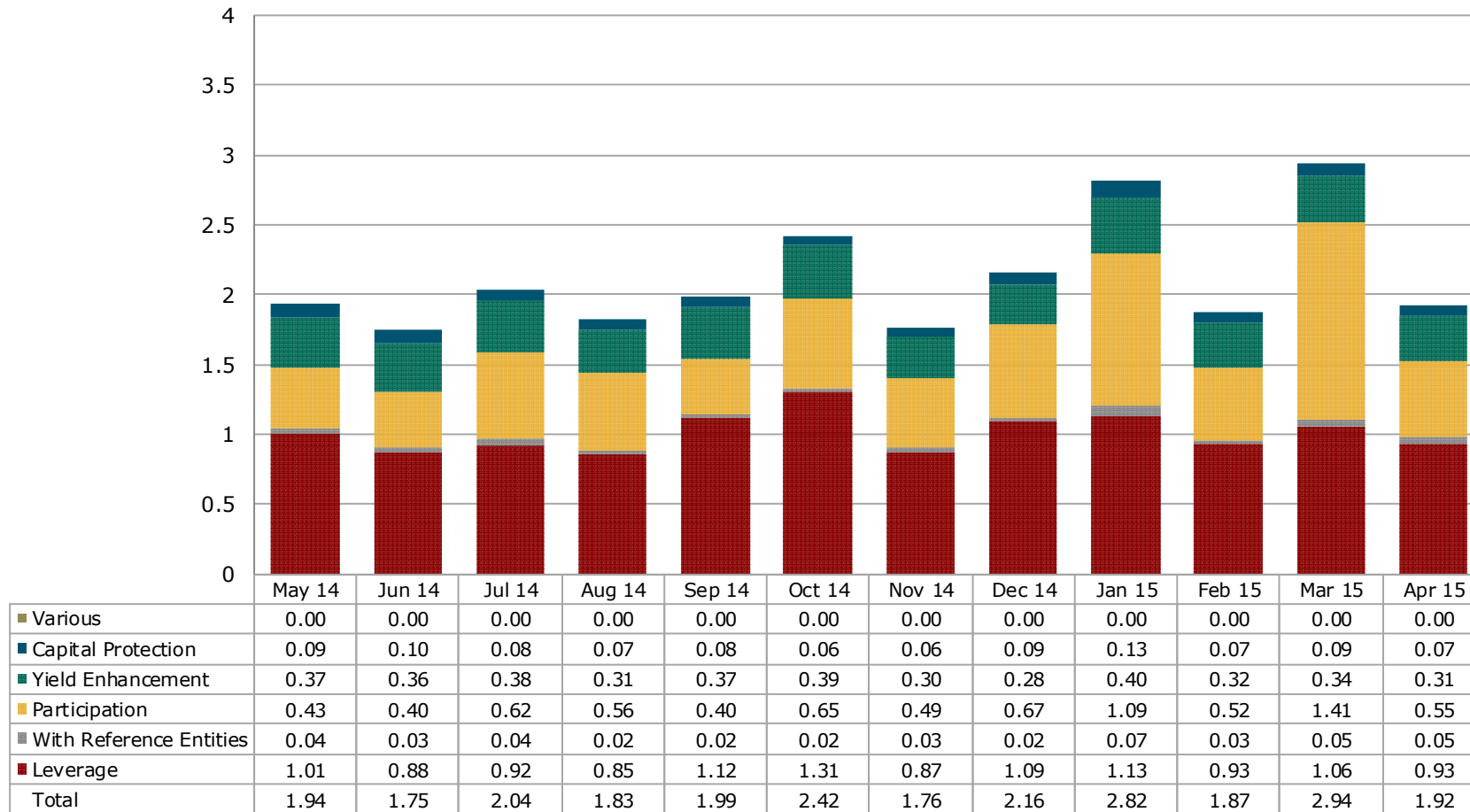
Contents

1. Structured products at the SIX Structured Products Exchange	
1.1 Turnover in the last 12 months.....	3
1.2 Number of listed products in the last 12 months.....	4
1.3 New issues in the last 12 months.....	5
1.4 Market shares of the five largest issuers.....	6
2. Securities held in banks' client deposits	
Structured products since 2009.....	7
3. Appendix	
3.1 Abbreviations.....	8
3.2 Issued by.....	8
3.3 Data sources.....	8
3.4 Disclaimer.....	8

1. Structured products at the SIX Structured Products Exchange

1.1 Turnover in the last 12 months

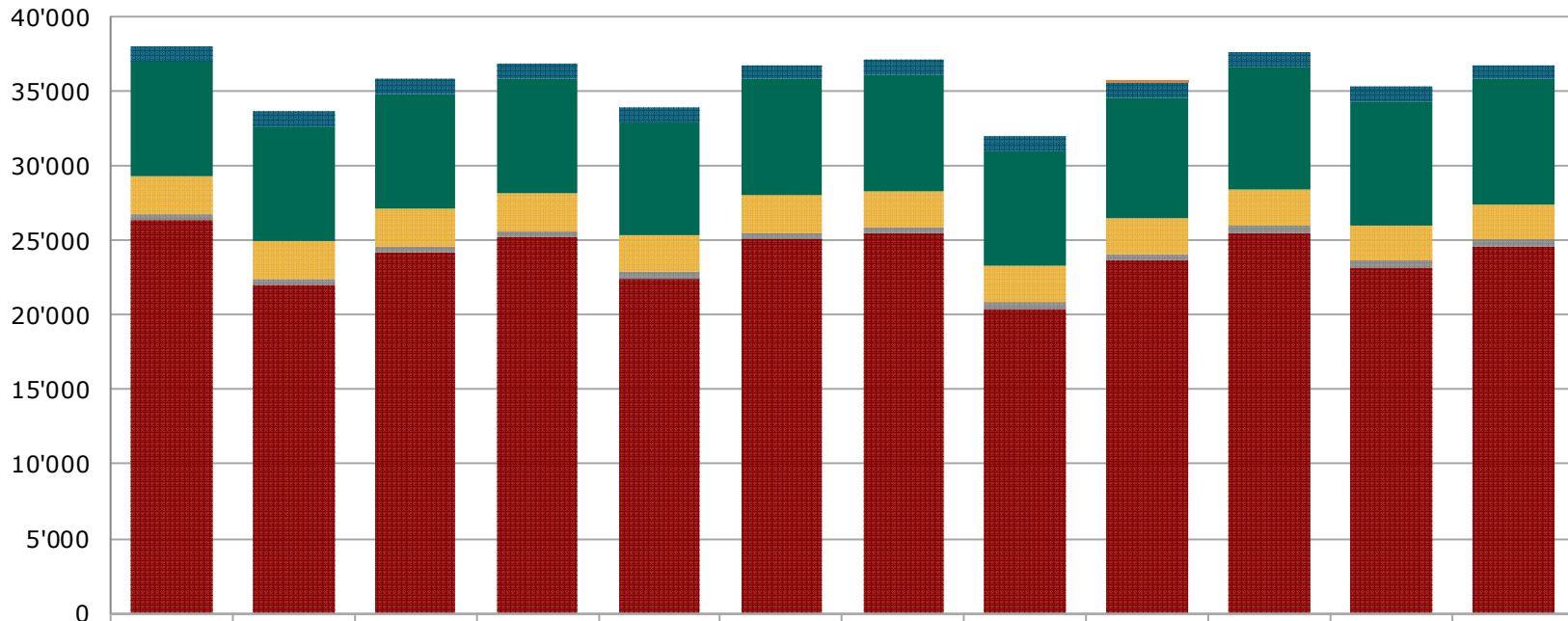
Figures in CHF bn



Source: SIX Structured Products Exchange AG, Derivative Partners Research AG

1. Structured products at the SIX Structured Products Exchange

1.2 Number of listed products in the last 12 months

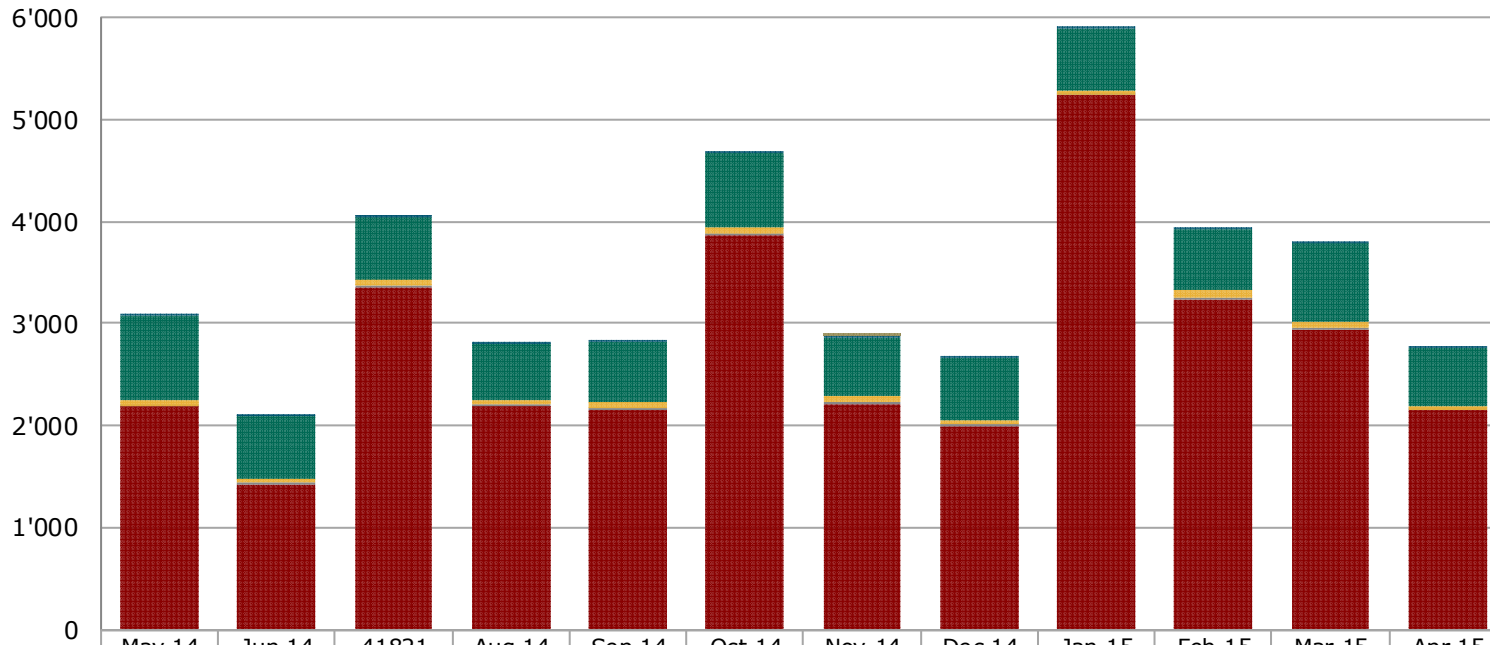


	May 14	Jun 14	41821	Aug 14	Sep 14	Oct 14	Nov 14	Dec 14	Jan 15	Feb 15	Mar 15	Apr 15
Various	0	0	0	0	0	0	0	0	1	0	0	0
Capital Protection	1'037	1'042	1'012	999	1'009	982	977	977	968	962	960	924
Yield Enhancement	7'647	7'598	7'699	7'719	7'514	7'802	7'827	7'713	8'124	8'232	8'363	8'432
Participation	2'604	2'575	2'528	2'514	2'498	2'508	2'458	2'452	2'436	2'444	2'360	2'345
With Reference Entities	370	382	388	396	401	413	429	437	437	449	457	457
Leverage	26'348	22'081	24'232	25'258	22'475	25'087	25'428	20'410	23'641	25'503	23'194	24'608
Total	38'006	33'678	35'859	36'886	33'897	36'792	37'119	31'989	35'606	37'590	35'334	36'766

Source: SIX Structured Products Exchange AG, Derivative Partners Research AG

1. Structured products at the SIX Structured Products Exchange

1.3 New issues in the last 12 months



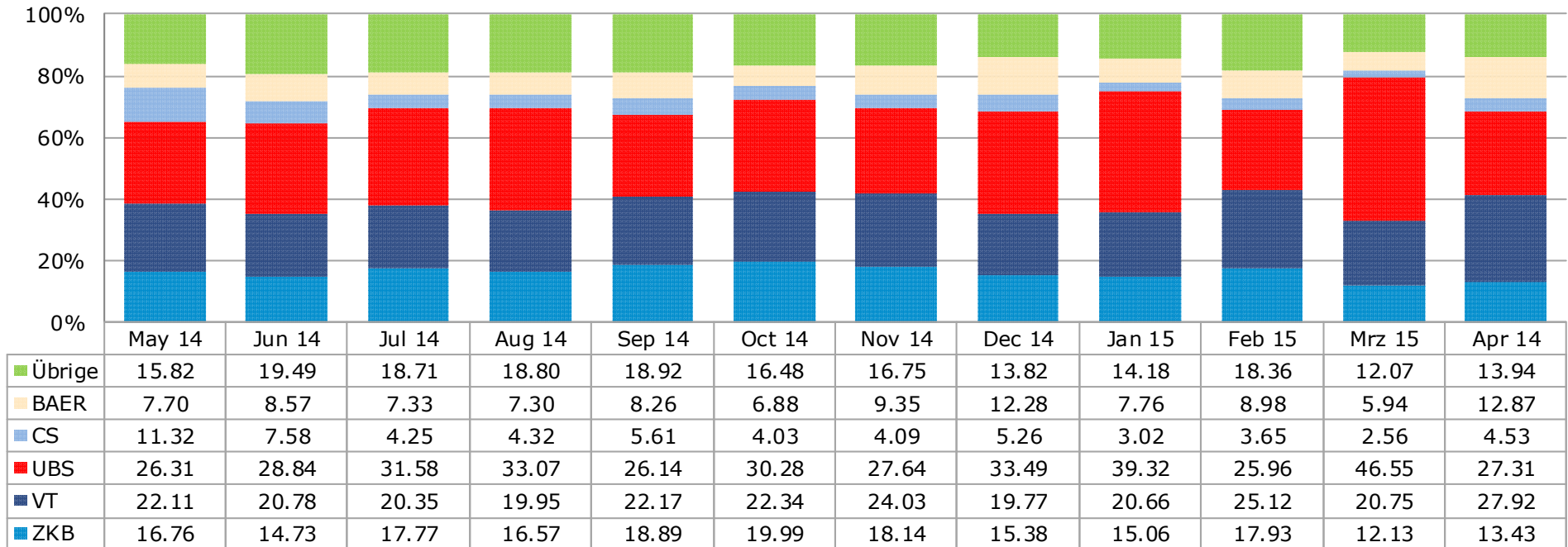
	May 14	Jun 14	41821	Aug 14	Sep 14	Oct 14	Nov 14	Dec 14	Jan 15	Feb 15	Mar 15	Apr 15
■ Various	0	0	0	0	0	0	1	0	0	0	0	0
■ Capital Protection	8	6	13	14	20	16	18	16	16	14	30	8
■ Yield Enhancement	829	608	624	559	606	725	580	608	613	601	762	562
■ Participation	52	47	46	44	54	58	64	49	37	71	70	42
■ With Reference Entities	6	13	27	8	8	13	17	12	2	24	11	7
■ Leverage	2'188	1'426	3'349	2'198	2'159	3'874	2'206	1'999	5'240	3237	2938	2142
Total	3'083	2'100	4'059	2'823	2'847	4'686	2'886	2'684	5'908	3947	3811	2761

Source: SIX Structured Products Exchange AG, Derivative Partners Research AG

1. Structured products at the SIX Structured Products Exchange

1.4 Market shares (turnover) of the five largest issuers

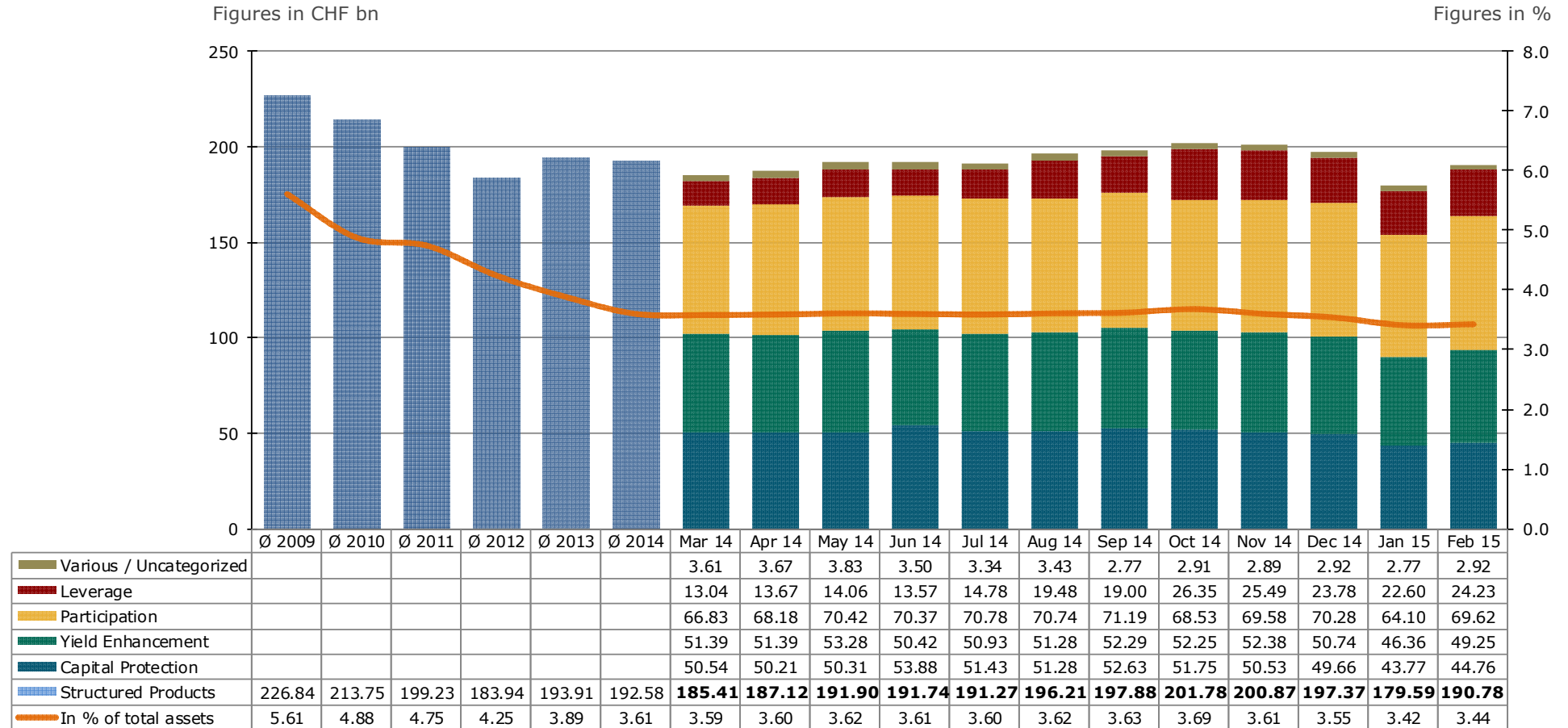
Figures in %



Source: SIX Structured Products Exchange AG, Derivative Partners Research AG

2. Securities held in bank's client deposits

Structured products since 2008



Source: SNB Monthly Statistical Bulletin, latest available figures

3. Appendix

3.1 Abbreviations

Leverage Products.....	Leverage
Investment Products with Reference Entities.....	With Reference Entities
Participation Products.....	Participation
Capital Protection Products.....	Capital Protection
Yield Enhancement Products.....	Yield Enhancement
Other Products.....	Various
Billion.....	bn

3.2 Issued by

Swiss Structured Products Association SSPA

Rämistrasse 4, CH-8024 Zurich, Switzerland

www.sspa-association.ch

Contact: peter.keller@svsp-verband.ch

Published monthly and quarterly in more detail

3.3 Data sources

Swiss National Bank: Monthly Statistical Bulletin

SIX Structured Products Exchange AG

Derivative Partners AG

In-house surveys

Key date is 30th April 2015

3.4 Disclaimer

We cannot guarantee the accuracy of this document, see <http://www.svsp-verband.ch/home/disclaimer.aspx?lang=en>.

We hereby authorize reprints of and quotes with attributions from this document.